

02.00pm 03.00pm		Surgery(Metabolic response to injurySU1.1)L	CT1.2 Describe and discuss the microbiology of tubercle bacillus, mode of transmission, pathogenesis, clinical evolution and natural history of pulmonary and extra pulmonary forms (including lymph node, bone and CNS), Small group discussion*	RD 1.1- Define radiation and the interaction of radiation and importance of radiation protection (L)	FMT (FM1.2) (Introduction II/L)	AETCOM (3.1) (The foundations of communication - 3)(SGD)		ENT
03.00pm 04.00 pm		FMT (FM 1.1) (Introduction I/L)	Psychiatry (PS1.2) components of communication (SGD)	PE1.5-PE 1.6 Normal Development (L)	OR1.1 Casualty Mx of trauma(L)	SPORTS		Obs & Gyn
Time	Day 1 07/02/2022 Mon	Day 2 08/02/2022 Tue	Day 3 09/02/2022 Wed	Day 4 10/02/2022 Thur	Day 5 11/02/2022 Fri	Day 6 12/02/2022 Sat		CP(CLINICS POSTING)

08.30 - 09.30 am	(OG9.1)(Classify, define and discuss the aetiology and management of abortions including threatened, incomplete, inevitable, missed and septic)(SGT)	Anaes(PM8.2)(L)	PE 2.1-PE 2.6 Short Stature & FTT (L)	Eye (OP 1.4) (Enumerate the indications and describe the principles of refractive surgery) (L)	CT1.3 Discuss and describe the impact of co-infection with HIV and other co-morbid conditions. Like diabetes on the natural history of tuberculosis K K Y Lecture, Small group discussion*	Eye (OP 1.3) (Demonstrate the steps in performing the visual acuity assessment for distance vision, near vision, colour vision, the pin hole test and the menace and blink reflexes) (DOAP)		Anesthesia
09.30 am 10.30 am	Eye (OP1.2) (Define, classify and describe the types and methods of correcting refractive errors) - II (L)	EN 4.2: Disease of Pinna - Clinical features, Examination, Investigation, Management (Tutorial)	Systemic Hypertension IM 8.1 - 8.20 (SGD)	EN 4.1: Otaglia - Clinical features, Examination, Investigation, Management (Seminar)	PSM (7.1-7.3)(Introduction to Epidemiology)(L)	DR 2.1 to 2.2, Vitiligo, Lecture		Surgery
10.30 am 01.30 pm	CP	CP	CP	CP	CP	CP		FMT
01.30pm 02.00pm	LUNCH							pediatrics

02.00pm 03.00pm	PSM (7.4,7.5)(Epi demiology- 1)(SGD, DOAP)	Surgery(Met abolic Response to InjurySU1.2)L	CT1.4 Describe the epidemiology, the predisposing factors and microbial and therapeutic factors that determine resistance to drugs K K H Y Lecture, Small group discussion	RD 1.2 Describe the evolution of Radiodiagnosi s. Identify various radiological equipments In the current era (L)	FMT (FM 1.5- 1.7, 14.20) (Legal Procedure II/ L)	ECA(EXTRA CURRICULAR ACTIVITIES)		Medicine
03.00pm 04.00 pm	PSM(7.6,7.7) (Epidemiolog y-2)(DOAP)	FMT (FM 1.3-1.4) (Legal Procedure I /L)	Psychiatry (PS2.2) time management (L)	PE 3.1-PE 3.6 Developmenta I Delay (L)	OR1.2 Manag ement of shock (L)	ECA(EXTRA CURRICULAR ACTIVITIES)		Resp. Medicine
Time	Day 1 14/02/2022 Mon	Day 2 15/02/2022 Tue	Day 3 16/02/2022 Wed	Day 4 17/02/2022 Thur	Day 5 18/02/2022 Fri	Day 6 19/02/2022 Sat		Ortho

08.30 - 09.30 am	(OG 9.1)(Classify, define and discusses the aetiology and management of abortions including threatened, incomplete, inevitable, missed and septic)(SGT)	Anaes(PM8.3)(SGD)	PE 3.8 CP (L)	Eye (OP 3.3) (Describe the aetiology, pathophysiology, ocular features, differential diagnosis, complications and management of various causes of conjunctivitis) - I (L)	CT1.8 Generate a differential diagnosis based on the clinical history and evolution of the disease that prioritises the most likely diagnosis, Small group discussion	Eye (OP 3.3) (Describe the aetiology, pathophysiology, ocular features, differential diagnosis, complications and management of various causes of conjunctivitis) - II (L)		Derma
09.30 am 10.30 am	Eye (Demonstrate & describe the steps in performing visual acuity assessment for distance vision, near vision, colour vision, pin hole test) (SDL)	EN 1.1, 40.3, 10.15: Anatomy of inner ear & physiology of hearing (Lecture)	Hypertensive urgencies and emergencies IM 8.6 (L)	EN 10.16 : Physiology of hearing (Seminar)	PSM(7.8)(Epidemiology-3)(SGD,DOAP)	DR 3.1 to 3.3, Psoriasis, Bedside clinic		AETCOM/Sports/ECA/FA
10.30 am 01.30 pm	CP	CP	CP	CP	CP	CP		Subsidiary Subjects

01.30pm 02.00pm	LUNCH							Radio
02.00pm 03.00pm	PSM (1.5,1.6)(Concept of Health & Disease)(SGD)	Surgery(Met abolic Response to InjurySU1.3)L	CT1.12 Enumerate the indications for tests including: serology, special cultures and polymerase chain reaction and sensitivity testing K K H Y Small group discussion	RD 1.3 Enumerate indications for various common radiological investigations, choose the most appropriate and cost effective method and interpret findings in common conditions pertaining to disorder of ENT (L)	FMT (FM 1.10, 1.11, 2.30) (Medicolegal Issues & Documentati on II/ SGD)	AETCOM (3.2) (CASE STUDIES IN BIOETHICS- DISCLOSURE OF MEDICAL ERRORS)(SGD)		Psychiatry
03.00pm 04.00 pm	PSM(1.7,1.8) (Concept of health & Disease)(SGD)	FMT (FM 1.8-1.9) (Medicolega l Issues & Documenta tion I/L)	Psychiatry (PS 2.3)lerning memory and emotions (L)	PE 4.1 - PE 4.5 Behavioural Dis 1 (SGD)	OR1.3Manag ement of soft tissue injuries (SGD)	SPORTS		
Time	Day 1 21/02/2022 Mon	Day 2 22/02/2022 Tue	Day 3 23/02/2022 Wed	Day 4 24/02/2022 Thur	Day 5 25/02/2022 Fri	Day 6 26/02/2022 Sat		Holiday

08.30 - 09.30 am	(OG20.1)(Enumerate the indications and describe and discuss the legal aspects, indications, methods for first and second trimester MTP; complications and management of complications of Medical Termination of Pregnancy)(SGT)	Anaes(PM8.4)(L)	PE 5.1 - PE 5.10 Behavioural Dis 2 (SGD)	Eye"Eye (OP3.4) (Describe the aetiology, pathophysiology, ocular features, differential diagnosis, complications and management of trachoma) - II (SGT)"	CT1.13 Describe and discuss the origin, indications, technique of administration, efficacy and complications of the BCG vaccine, Small group discussion	Eye"Eye (OP3.5) (Describe the aetiology, pathophysiology, ocular features, differential diagnosis, complications and management of vernal catarrh) - I (SGT)"			Vacation
------------------	---------------------------------------------------------------------------------------------------------------------------------------------------------------------------------------------------------------------------------	-----------------	------------------------------------------	----------------------------------------------------------------------------------------------------------------------------------------------------------	---------------------------------------------------------------------------------------------------------------------------------------------------------	---------------------------------------------------------------------------------------------------------------------------------------------------------------	--	--	----------

09.30 am 10.30 am	Eye (OP3.4) (Describe the aetiology, pathophysiology, ocular features, differential diagnosis, complications and management of trachoma) - I (SGT)	EN 4.18: Causes of Deafness - Conductive (Seminar)*	Pulmonary Hypertension IM 8. (L)	EN 2.8, EN 4.16, EN 4.17: PTA (Tutorial)	PSM(7.9)(Epidemiology-3)(SGD,DOAP)	DR 4.1 to 4.2, Lichen planus, Lecture		Exam
10.30 am 01.30 pm	CP	CP	CP	CP	CP	CP		Lunch
01.30pm 02.00pm	LUNCH							PSM

02.00pm 03.00pm	PSM(1.9)(Communication Skills in Concept of health & disease)(DOAP)	Surgery(ShockSU2.1)L, SGD	CT1.14 Describe and discuss the pharmacology of various anti-tuberculous agents, their indications, contraindications, interactions and adverse reactions, Small group discussion	RD 1.4 Enumerate indications for various common radiological investigations, choose the most appropriate and cost effective method and interpret findings in common conditions pertaining to disorder in Ob & Gy (L)	FMT (FM 4.7-4.12) (Medical Ethics and Jurisprudence I/L	AETCOM–ECA		Eye
03.00pm 04.00 pm	PSM(110)(Doctor Patient relationship in Concept of health & Disease) (DOAP)(PMM)	FMT (FM 4.1-4.6) (Medical Ethics & Jurisprudence I/L	Psychiatry(PS2.4) Personality development and motivation (L)	PE 6.1 - PE 6.13 Adolescent Health (L)	OR 1.4 Principles of management of soft tissue injuries (L)	AETCOM–ECA		ENT
Time	Day 1 28/02/2022 Mon	Day 2 01/03/2022 Tue	Day 3 02/03/2022 Wed	Day 4 03/03/2022 Thur	Day 5 04/03/2022 Fri	Day 6 05/03/2022 Sat		Obs & Gyn

08.30 - 09.30 am	(OG9.3)(Discuss the aetiology, clinical features, differential diagnosis of acute abdomen in early pregnancy (with a focus on ectopic pregnancy) and enumerate the principles of medical and surgical management)(L)	Surgery(ShockSU2.2)L, SGD	PE 7.1 - P 7.4 Breast feeding & lactation (SGD)	Eye (OP3.6) (Describe the aetiology, pathophysiology, ocular features, differential diagnosis, complications and management of pterygium) - I (SGT)	(OG9.3)(Discuss the aetiology, clinical features, differential diagnosis of acute abdomen in early pregnancy (with a focus on ectopic pregnancy) and enumerate the principles of medical and surgical management)(L)	Eye (OP3.6) (Describe the aetiology, pathophysiology, ocular features, differential diagnosis, complications and management of pterygium) - II (SGT)			CP(CLINICS POSTING)
------------------	----------------------------------------------------------------------------------------------------------------------------------------------------------------------------------------------------------------------	---------------------------	-------------------------------------------------	-----------------------------------------------------------------------------------------------------------------------------------------------------	----------------------------------------------------------------------------------------------------------------------------------------------------------------------------------------------------------------------	------------------------------------------------------------------------------------------------------------------------------------------------------	--	--	----------------------

09.30 am 10.30 am	Eye (OP3.5) (Describe the aetiology, pathophysiology, ocular features, differential diagnosis, complications and management of vernal catarrh) - II (SGT)	EN 2.8: Impedance audiometry (Tutorial)	IHD & Acute Myocardial Infarction IM 2.1 - 2.24 (L)	EN 40.3, 40.5, 1.2, 4.6, 40.5, 28.4 AOM & OME (Lecture)	PSM(2.4,2.5)(Social behavioural to health & Disease)(L)	Psychiatry (PS3.6) biopsychosocial model (L)*		Anesthesia
10.30 am 01.30 pm	CP	CP	CP	CP	CP	CP		Surgery
01.30pm 02.00pm	LUNCH							FMT
02.00pm 03.00pm	PSM(2.1,2.2)(Social behavioural to health & Disease)(DOAP)*	FMT (FM 4.13,14,15, 16,4.22,4.23) (Medical Ethics & Jurisprudence III /L)	DR 5.1 to DR 5.3, Scabies, SGD	Acute Rheumatic Fever IM 1.1, 1.3, 1.25 - 1.30 (SGD)	Surgery(ShockSU2.3)DOAP	AETCOM(3.3)(THE FOUNDATION OF COMMUNICATION-4)(SGD,SKILL LAB)		pediatrics

03.00pm 04.00 pm	PSM(2.3)(Social behavioural to health & Disease)(DOAP)	FMT (FM 4.18,19,20, 21) (Medical Ethics & Jurisprudence IV /L)	Anaes(PM8.5)(SGD)	RD1.5 Enumerate indications for various common radiological investigations, choose the most appropriate and cost effective method and interpret findings in common conditions pertaining to disorder in internal medicine (L)	OR 1.5 Management of dislocation of major joints,shoulder,knee,hip (BSC)	AETCOM(FA)		Medicine
Time	Day 1 07/03/2022 Mon	Day 2 08/03/2022 Tue	Day 3 09/03/2022 Wed	Day 4 10/03/2022 Thur	Day 5 11/03/2022 Fri	Day 6 12/03/2022 Sat		Resp. Medicine

08.30 - 09.30 am	(OG8.5+OG14.1)(Describe and demonstrate pelvic assessment in a model +Enumerate and discuss the diameters of maternal pelvis and types)(SGT)	Surgery(Blood and blood components SU3.1) L, SGD	PE 8.1-PEv8.3 Feeding of Infant & Young Child (SGD)	Eye (OP3.1) (Elicit document and present an appropriate history in a patient presenting with a “red eye” including congestion, discharge, pain) (DOAP)	(OG13.1)(Enumerate and discuss the physiology of normal labor, mechanism of labor in occipito-anterior presentation; monitoring of labor including partogram; conduct of labor, pain relief; principles of induction and acceleration of labor; management of third stage of labor.)(SGT)	Eye (OP3.2) (Demonstrate document and present the correct method of examination of a “red eye” including vision assessment, corneal lustre, pupil abnormality, ciliary tenderness) (DOAP)			Ortho
------------------	----------------------------------------------------------------------------------------------------------------------------------------------	---------------------------------------------------	-----------------------------------------------------	---------------------------------------------------------------------------------------------------------------------------------------------------------	-------------------------------------------------------------------------------------------------------------------------------------------------------------------------------------------------------------------------------------------------------------------------------------------	-------------------------------------------------------------------------------------------------------------------------------------------------------------------------------------------	--	--	-------

09.30 am 10.30 am	Eye (OP3.7) (Describe the aetiology, pathophysiology, ocular features, differential diagnosis, complications and management of symblepharon) (SGT)	EN 4.3, 4.10 : OME - Clinical features, Examination, Investigation, Management (Seminar)	Infective Endocarditis IM 1.1 - 1.3 (SGD)	EN 4.7, 1.2, 4.10: COM - Mucosal type (Lecture)	PSM(3.1,3.8)(Environment & Health)(L)	Psychiatry (PS3.7) organic mental disorders (L)		Derma
10.30 am 01.30 pm	CP	CP	CP	CP	CP	CP		AETCOM/Sports/ECA/FA
01.30pm 02.00pm	LUNCH							Subsidiary Subjects
02.00pm 03.00pm	PSM(3.2-3.4)(Environment & Health)(SGD, DOAP)	FMT (FM 4.25-30) (Medical Ethics & Jurisprudence V/L)	DR 6.1 to 6.2, Pediculosis, Lecture	Valvular Heart Disease IIM 1.1 -1.4 (SGD)	Surgery(SU Blood and blood components 3.3) DOAP	AETCOM (ECA)		Radio

03.00pm 04.00 pm	PSM(3.5-3.7)(Environment & Health)(SGD, DOAP)	FMT (FM 4.25-30) (Medical Ethics & Jurisprudence V/L)	Anaes(PM9.1)(SGD)	RD 1.6 Enumerate indications for various common radiological investigations, choose the most appropriate and cost effective method and interpret findings in	OR 1.6 Closed reduction of shoulder dislocation/hip dislocation/knee dislocation (S)	AETCOM(ECA)		Psychiatry
Time	Day 1 14/03/2022 Mon	Day 2 15/03/2022 Tue	Day 3 16/03/2022 Wed	Day 4 17/03/2022 Thur	Day 5 18/03/2022 Fri	Day 6 19/03/2022 Sat		

08.30 - 09.30 am	OG13.1)(Enumerate and discuss the physiology of normal labor, mechanism of labor in occipito-anterior presentation; monitoring of labor including partogram; conduct of labor, pain relief; principles of induction and acceleration of labor; management of third stage of labor.)(SGT)	Surgery(BurnsSU4.1) L,SGD	PE 9.1 - PE 9.7 Nutrition & Diet Planning (SGD)	Eye (OP3.9) (Demonstrate the correct technique of instillation of eye drops in a simulated environment) (DOAP)	HOLIDAY	Eye (OP4.1) (Enumerate, describe and discuss the types and causes of corneal ulceration) (L)			Holiday
------------------	------------------------------------------------------------------------------------------------------------------------------------------------------------------------------------------------------------------------------------------------------------------------------------------	---------------------------	-------------------------------------------------	----------------------------------------------------------------------------------------------------------------	---------	----------------------------------------------------------------------------------------------	--	--	---------

03.00pm 04.00 pm	PSM(5.5-5.8)(Nutrition)(DOAP,SGD)	FMT (FM 1.5, 2.29) (MPOOT COURT / SGD)	Anaes(PM8.1)(SGD)	RD 1.7 Enumerate indications for various common radiological investigations, choose the most appropriate and cost effective method and interpret findings in common conditions pertaining to disorder in Pediatrics		AETCOM (SPORTS)			Eye
Time	Day 1 21/03/2022 Mon	Day 2 22/03/2022 Tue	Day 3 23/03/2022 Wed	Day 4 24/03/2022 Thur	Day 5 25/03/2022 Fri	Day 6 26/03/2022 Sat			ENT

08.30 - 09.30 am	OG13.1)(Enumerate and discuss the physiology of normal labor, mechanism of labor in occipito-anterior presentation; monitoring of labor including partogram; conduct of labor, pain relief; principles of induction and acceleration of labor; management of third stage of labor.)(SGT)	Surgery(BurnsSU4.2) L,SGD	PE 10.1- PE 10.6 SAM (L)	Eye (OP 4.2) (Enumerate and discuss the differential diagnosis of infective Keratitis) - II (L)	(OG14.2)(Discuss the mechanism of normal labor, Define and describe obstructed labor, its clinical features; prevention; and management)(L)	Eye (OP 4.4) (Enumerate the causes and discuss the management of dry eye) (L)			Obs & Gyn
------------------	------------------------------------------------------------------------------------------------------------------------------------------------------------------------------------------------------------------------------------------------------------------------------------------	---------------------------	--------------------------	-------------------------------------------------------------------------------------------------	----------------------------------------------------------------------------------------------------------------------------------------------	-------------------------------------------------------------------------------	--	--	-----------

09.30 am 10.30 am	Eye (OP 4.2) (Enumerate and discuss the differential diagnosis of infective Keratitis) - I (L)	EN 4.6, 4.7, 4.11, 4.2: Management of COM (Lecture)	Congenital Heart Disease - II IM 1.1 - 1.7 (L)	EN 4.18, 10.13 : Facial Nerve (Lecture)	PSM(4.1- 4.3)(Principles of health promotion & Education)(DOAP,L)	Psychiatry(PS 4.1) magnitude and etiology of SUD (L)		CP(CLINICS POSTING)
10.30 am 01.30 pm	CP	CP	CP	CP	CP	CP		Anesthesia
01.30pm 02.00pm	LUNCH							Surgery
02.00pm 03.00pm	PSM (6.1,6.2)(Biostatistics)(DOAP,SGD)	FMT (FM 3.1) (Identification I/L)	DR 8.1 to 8.3, Cutaneous viral infections, Lecture	s and Myocarditis	Surgery(BurnsSU4.3)L,SGD	AETCOM(ECA)		FMT

03.00pm 04.00 pm	PSM(6.3,6.4) (Biostatistics) (DOAP,SGD)	FMT (FM 3.1 /L) (Identificati on II /L)	Anaes(PM8.1)(SGD)	RD 1.8 Enumerate indications for various common radiological investigations, choose the most appropriate and cost effective method and interpret findings in common conditions pertaining to common malignancies	OR 2.1 Fracture of clavicle (L)	AETCOM(ECA)		pediatrics
Time	Day 1 28/03/2022 Mon	Day 2 29/03/2022 Tue	Day 3 30/03/2022 Wed	Day 4 31/03/2022 Thur	Day 5 01/04/2022 Fri	Day 6 02/04/2022 Sat		Medicine

08.30 - 09.30 am	(OG14.2)(Discuss the mechanism of normal labor, Define and describe obstructed labor, its clinical features; prevention; and management)(L)	Surgery(BurnsSU4.4)SGD,Roleplay	PE 10.1- PE 10.6 SAM (L)	Eye (OP 4.6) (Enumerate the indications and the types of keratoplasty) (L)	(OG16.1)(Enumerate and discuss causes, prevention, diagnosis, management, appropriate use of blood and blood products in postpartum haemorrhage)(SGT)	Eye (OP 4.9) (Describe and discuss the importance and protocols involved in eye donation and eye banking) (L)"		Resp. Medicine
09.30 am 10.30 am	Eye (OP 4.5) (Enumerate the causes of corneal blindness) (L)	EN 4.12, 4.18, EN 4.21, 10.16, 24.17 : Hearing Loss & Tinnitus (Lecture)	Pericardial Heart Disease IM 1.1 - 1.10 (L)	EN 4.14, 4.15, 4.18 EN 4.19, 4.20 : SNHL & Meniere's disease (Seminar)	PSM(14.1,14.2,14.3)(Hospital Waste Management) (L)*	Psychiatry (PS4.2) clinical features of SUD (DOAP)		Ortho
10.30 am 01.30 pm	CP	CP	CP	CP	CP	CP		Derma
01.30pm 02.00pm	LUNCH							AETCOM/S ports/ECA /FA

02.00pm 03.00pm	PSM(8.1-8.3)(Epidemiology of communicable diseases & Non communicable diseases)(SGD)*	FMT (FM 3.2)(Identification III /L)	DR 8.4-8.5, Cutaneous viral infections, Lecture	ECG (ECG) (ECG)	Surgery(BurnsSU4.4)SGD, Roleplay	AETCOM(3.5)(CASE STUDIES IN BIOETHICS-FIDUCIARY DUTIES)(SDL)		Subsidiary Subjects
03.00pm 04.00 pm	PSM(8.4-8.7)(Epidemiology of Communicable diseases & Non communicable Diseases)(DO AP, SGD)	FMT (FM 3.2)(Identification IV /L)	Anaesthesia(PM 8.3)(Revision)	RD 1.9 Describe the role of Interventional Radiology in common clinical conditions (L)	OR 2.2 Proximal humerus (L)	AETCOM(FA)		Radio
Time	Day 1 04/04/2022 Mon	Day 2 05/04/2022 Tue	Day 3 06/04/2022 Wed	Day 4 06/04/2022 Thur	Day 5 07/04/2022 Fri	Day 6 08/04/2022 Sat		Psychiatry

08.30 - 09.30 am	(OG16.1)(Enumerate and discuss causes, prevention, diagnosis, management, appropriate use of blood and blood products in postpartum haemorrhage)(SGT)	Surgery(Wound healing and wound care SU5.1)L,SGD	PE 12.1 - PE 12.5 Vitamin A (SGD)	Eye (OP 4.3) (Enumerate the causes of corneal edema) - II (SGT)	(OG17.1)(Describe and discuss the physiology of lactation)(L)	Eye (OP 4.7) (Enumerate the indications and describe the methods of tarsorrhaphy) - I (SGT)		
09.30 am - 10.30 am	Eye (OP 4.3) (Enumerate the causes of corneal edema) - I (SGT)	EN: 4.12 : Deaf Child (Tutorial)*	Basics of Electrocardiography II IM 8.17 (SDL)	EN 4.13 : Otosclerosis (Seminar)	PSM(15.1,15.2,15.3)(Mental health)(L)	Psychiatry (PS4.4) management of SUD-part 1(L)		Holiday
10.30 am - 01.30 pm	CP	CP	CP	CP	CP	CP		Vacation
01.30pm - 02.00pm	LUNCH							Exam

02.00pm 03.00pm	PSM(10.1,10.2,10.3)(Reproductive, maternal & Child health)(SGD)	FMT (FM 14.9) (Examination of Bones & Teeth / SGD/P)	DR 8.6 to 8.7, Cutaneous viral infections, Lecture	Basics of Electrocardiography III IM 8.17 (SDL)	Surgery(Wound healing and wound care 5.2) L,SGD	AETCOM(FA)		Lunch
03.00pm 04.00 pm	PSM(10.4,10.5,10.6)(Reproductive, maternal & Child health)(SGD)	FMT (FM 14.9) (Examination of Bones & Teeth / SGD / P)	Investigations of the Gastrointestinal SystemIM 16.1 - 16.5 (SGD)	RD1.10 Describe the role of Emergency Radiology, miscellaneous & applied aspects, interaction with clinical departments	OR 2.3 Appropriate medications for relief of joint pain (SGD)	AETCOM(FA)		PSM
Time	Day 1 04/04/2022 Mon	Day 2 05/04/2022 Tue	Day 3 06/04/2022 Wed	Day 4 07/04/2022 Thur	Day 5 08/04/2022 Fri	Day 6 09/04/2022 Sat		Eye

08.30 - 09.30 am	(OG17.2)(Counsel in a simulated environment, care of the breast, importance and the technique of breast feeding)(SGT)	Surgery(Wound healing and wound care SU5.2)L,SGD	PE 12.6 - PE 12.11 Vitamin D (SGD)	Eye (OP 4.8) (Demonstrate technique of removal of foreign body in the cornea in a simulated environment) (DOAP)	(OG19.1)(Describe and discuss the physiology of puerperium, its complications, diagnosis and management; counselling for contraception, puerperal sterilization)(L)	Eye (OP 4.10) (Counsel patients and family about eye donation in a simulated environment) (DOAP)		ENT
09.30 am - 10.30 am	Eye (OP 4.7) (Enumerate the indications and describe the methods of tarsorrhaphy)-I/ (SGT)	EN 1.1, 4.30 : Anatomy of Nose & Epistaxis (Lecture)	Dysphagia and Esophageal diseasesIM 16.1 - 16.6 (L)	EN 4.23, 4.24, 4.30, 37.1 : Nasal septum & epistaxis (Seminar)	PSM(10.7,10.8,10.9)(Reproductive, maternal & Child health)(L)	Psychiatry (PS4.4) management of SUD-part 2(L)		Obs & Gyn
10.30 am - 01.30 pm	CP	CP	CP	CP	CP	CP		CP(CLINICS POSTING)
01.30pm - 02.00pm	LUNCH							Anesthesia

02.00pm 03.00pm	PSM(17.1,17.2,17.3)(Health care of community)(SGD)	FMT (FM 14.9) (Examination of Bones & Teeth / SGD / P)	DR 9.1 leprosy, SGD	Dyspepsia and Acid Peptic DisordersIM 16.1 - 16.7 (L)	Surgery(Wound healing and wound care SU5.3)L,SGD	AETCOM(3.1)(THE FOUNDATIONS OF COMMUNICATIONS-3)(SDG,SKILL LAB)		Surgery
03.00pm 04.00 pm	PSM(17.4,17.5)(Health care of community)(SGD)	FMT (FM 14.4) (Determination of Age II / SGD/P)	Dyspepsia and Acid Peptic DisordersIM 16.1 - 16.7 (L)	RD 1.11 Describe preparation of patient for common imaging procedures (L)	OR 2.4 Fracture of shaft of humerus and intercondylar fracture (L)	AETCOM(3.1)(THE FOUNDATIONS OF COMMUNICATIONS-3)(SDG,SKILL LAB)		FMT
Time	Day 1 11/04/2022 Mon	Day 2 12/04/2022 Tue	Day 3 13/04/2022 Wed	Day 4 14/04/2022 Thur	Day 5 15/04/2022 Fri	Day 6 16/04/2022 Sat		pediatrics

08.30 - 09.30 am	(OG19.1)(Describe and discuss the physiology of puerperium, its complications, diagnosis and management ; counselling for contraception, puerperal sterilization)(SGT)	Surgery(Wound healing and wound care SU5.4)L,SGD	PE 12.12 - PE 12.15 Vit B, C, E, K (SDL)	HOLIDAY	Eye (OP 5.1) (Define, enumerate and describe the aetiology, associated systemic conditions, clinical features complications indications for referral and management of episcleritis)- II (SGT)			Medicine
------------------	------------------------------------------------------------------------------------------------------------------------------------------------------------------------	--------------------------------------------------	------------------------------------------	---------	------------------------------------------------------------------------------------------------------------------------------------------------------------------------------------------------	--	--	----------

09.30 am 10.30 am	Eye (OP 5.1) (Define, enumerate and describe the aetiology, associated systemic conditions, clinical features complications indications for referral and management of episcleritis) - I (SGT)	EN 37.1 : Lateral wall of Nose (Tutorial)	ingIM 15.1 - 15.		Psychiatry (PS4.7) specialist referral in SUD (L)		Resp. Medicine
10.30 am 01.30 pm	CP	CP	CP		CP		Ortho
01.30pm 02.00pm	LUNCH						Derma
02.00pm 03.00pm	PSM(9.1,9.2) (Demography & Vital statistics)(DO AP)	FMT (FM 14.4)(Determination of Age III/SGD / P)	DR 9.2, Leprosy, SGD		AETCOM(SPORTS)		AETCOM/Sports/ECA/FA

03.00pm 04.00 pm	PSM(9.3,9.4) (Demography & Vital statistics)(SGD)	FMTFMT (FM 14.4) (Determination of Age III/SGD / P)	CT1.17 Define criteria for the cure of Tuberculosis; describe and recognise the			AETCOM(SPO RTS)		Subsidiary Subjects
Time	Day 1 18/04/2022 Mon	Day 2 19/04/2022 Tue	Day 3 20/04/2022 Wed	Day 4 21/04/2022 Thur	Day 5 22/04/2022 Fri	Day 6 23/04/2022 Sat		Radio
08.30 - 09.30 am	(OG8.6+OG8.7)(Assess and counsel a patient in a simulated environment regarding appropriate nutrition in pregnancy+Enumerate the indications for and types of vaccination in pregnancy)(SGT)	Surgery(Surgical infectionsSU6.1-6.2)L,SGD,D OAP	PE 12.16 - PE 12.21 Vitamin B & C (SGD)	Eye (OP5.2) (Define, enumerate and describe the aetiology, associated systemic conditions, clinical features, complications, indications for referral and management of scleritis) - II (SGT)	(OG8.8)(Enumerate the indications and describe the investigations including the use of ultrasound in the initial assessment and monitoring in pregnancy)(L)	Eye (OP 6.1) (Describe clinical signs of intraocular inflammation and enumerate the features that distinguish granulomatous from nongranulomatous inflammation. Identify acute		Psychiatry

09.30 am 10.30 am	Eye (OP5.2) (Define, enumerate and describe the aetiology, associated systemic conditions, clinical features, complications, indications for referral and management of scleritis) - I (SGT)	EN 10.13 : Physiology of Nose (Tutorial)	Acute Diarrheal infections - 1IM16.1 - 16.17 (SGD)	EN - 2.5, 3.2, 4.22, 4.23, 4.24 : Nasal Obstruction (Seminar)	PSM(9.5,9.6, 9.7)(Demography & Vital statistics)(L)	Psychiatry (PS5.1) Classify and describe the magnitude and etiology of schizophrenia & other psychotic disorders (L)		
10.30 am 01.30 pm	CP	CP	CP	CP	CP	CP		Holiday
01.30pm 02.00pm	LUNCH							Vacation
02.00pm 03.00pm	PSM(11.1,11.2)(Occupational health)(SGD)	FMT (FM 2.1-2.7) (Thanatology I/L)	DR 9.3, Leprosy, SGD	Acute Diarrheal infections - 1IM16.1 - 16.17 (SGD)	Surgery(Surgical Audit and Research SU7.1-7.2) L,SGD	AETCOM (3.2) (CASE STUDIES IN BIOETHICS-DISCLOSURE OF MEDICAL ERRORS)(SGD)		Exam

03.00pm 04.00 pm	PSM(11.3,11.4)(Occupational health)(SGD)	FMT (FM 2.8-2.10) (Thanatology II / L)	CT1.17 Define criteria for the cure of Tuberculosis; describe and recognise the features of drug resistant tuberculosis,	RD 1.12 Describe the effects of radiation in pregnancy and the methods of prevention/ minimization of radiation	OR 2.5 Fractures of both bones forearm and Galeazzi and Monteggia injury (L)	AETCOM (3.2) (CASE STUDIES IN BIOETHICS- DISCLOSURE OF MEDICAL ERRORS)(SGD)			Lunch
Time	Day 1 25/04/2022 Mon	Day 2 26/04/2022 Tue	Day 3 27/04/2022 Wed	Day 4 28/04/2022 Thur	Day 5 29/04/2022 Fri	Day 6 30/04/2022 Sat			PSM
08.30 - 09.30 am	(OG9.5)(Describe the etiopathology, impact on maternal and fetal health and principles of management of hyperemesis gravidarum)(L)	Surgery(EthicsSU8.1-8.3)L,SGD,D OAP	PE 13.1 - PE 13.2 Micronutrients-IDA (SGD)	Eye (OP 6.7) (Enumerate and discuss the aetiology, the clinical distinguishing features of shallow and deep anterior chamber. Choose appropriate investigations for patients with above conditions of the anterior chamber) - I (L)e	Eye (OP 6.7) (Enumerate and discuss the aetiology, pathogenesis, clinical features, ultrasonography, differential diagnosis and management of antepartum haemorrhage in pregnancy)(L)	Eye (OP 6.7) (Enumerate and discuss the aetiology, the clinical distinguishing features of shallow and deep anterior chamber. Choose appropriate investigations for patients with above conditions of the anterior chamber) - II (L)			Eye

09.30 am 10.30 am	Eye (OP 6.2) (Identify and distinguish acute iridocyclitis from chronic iridocyclitis) (L)	EN 23, 4.24 : Septoplasty (Seminar)	Acute Diarrheal infections - 2IM16.1 - 16.17 (SGD)	EN 37.2 : Anatomy & Physiology of PNS (Tutorial)	PSM(11.5)(Occupational Health)(L)	Psychiatry (PS5.2) clinical features of schizophrenia (DOAP)		ENT
10.30 am 01.30 pm	CP	CP	CP	CP	CP	CP		Obs & Gyn
01.30pm 02.00pm	LUNCH							CP(CLINICS POSTING)
02.00pm 03.00pm	PSM(16.1,16.2)(Health Planning)(SGD)	FMT (FM FM 2.4) (Thanatology III/L)	DR 9.4, Leprosy, Bed side clinic	Chronic Diarrhea/ Malabsorption Syndrome IM1 6.1 - 16.17 (SGD)	Surgery(Investigation of surgical patient SU9.1-9.3)L,SGD	AETCOM(FA)		Anesthesia
03.00pm 04.00 pm	PSM(16.3, 16.4)(Health Management)(SGD)	FMT (FM 3.1-3.2)(Seminar on Identification/L)	CT2.1 Define and classify obstructive airway disease K K H Y Lecture, Small group discussion	RD 1.13 Describe the components of the PC & PN DT Act and its medicolegal implications (L)	OR 2.6 Fractures of distal radius (L)	AETCOM(FA)		Surgery
Time	Day 1 02/05/2022 Mon	Day 2 03/05/2022 Tue	Day 3 04/05/2022 Wed	Day 4 05/05/2022 Thur	Day 5 06/05/2022 Fri	Day 6 07/05/2022 Sat		FMT

08.30 - 09.30 am	(OG10.1)(Define, classify and describe the aetiology, pathogenesis, clinical features, ultrasonography, differential diagnosis and management of antepartum haemorrhage in pregnancy)(SGT)	HOLIDAY	PE 13.6 - PE 13.10 Nutritional Program (Iron & Iodine) (SGD)	Eye (OP 6.7) (Enumerate and discuss the aetiology, the clinical distinguishing features of shallow and deep anterior chamber. Choose appropriate investigations for patients with above conditions of the anterior chamber) - IV (L)	(OG10.2)(Enumerate the indications and describe the appropriate use of blood and blood products, their complications and management) (SGT)	Eye (OP 6.3) (Enumerate systemic conditions that can present as iridocyclitis and describe their ocular manifestations) - I (SGT)			pediatrics
------------------	--------------------------------------------------------------------------------------------------------------------------------------------------------------------------------------------	---------	--------------------------------------------------------------	--------------------------------------------------------------------------------------------------------------------------------------------------------------------------------------------------------------------------------------	--------------------------------------------------------------------------------------------------------------------------------------------	-----------------------------------------------------------------------------------------------------------------------------------	--	--	------------

09.30 am 10.30 am	Eye (OP 6.7) (Enumerate and discuss the aetiology, the clinical distinguishing features of shallow and deep anterior chamber. Choose appropriate investigations for patients with above conditions of the anterior chamber) - III (L)	[Red Column]	Inflammatory Bowel Disease IM 16.15 - 16.17 (L)	EN 1.2, 4.27, 4.28, 4.29, 31.1, 31.3 : Rhinitis (Lecture)	PSM (18.1, 18.2)(International health)(L)	Psychiatry (PS5.3) treatment of schizophrenia (L)		Medicine	
10.30 am 01.30 pm	CP		CP	CP	CP	CP		Resp. Medicine	
01.30pm 02.00pm			LUNCH						Ortho
02.00pm 03.00pm	PSM(13.1, 13.2)(Disaster management)(SGD)		DR 9.4, Leprosy, Bed side clinic	Irritable Bowel Syndrome IM 16.15 - 16.17 (L)	Surgery(Pre, intra and post-operative management. SU10.1)L,SGD	AETCOM (3.3) (The foundations of communication - 4)(SGD)		Derma	

03.00pm 04.00 pm	PSM(13.3,13.4)(Disaster management)(SGD)		Anaes(PM 8.3)(Revision)	RD AN13.4 Identify the bones and joints of upper limb seen in anteroposterior and lateral view radiographs of shoulder region, arm, elbow, forearm and hand (SGD)	OR 2.7 Principles of management of pelvic injuries (L)	AETCOM (3.3) (The foundations of communication - 4)(SGD)		AETCOM/Sports/ECA/FA
Time	Day 1 09/05/2022 Mon	Day 2 10/05/2022 Tue	Day 3 11/05/2022 Wed	Day 4 12/05/2022 Thur	Day 5 13/05/2022 Fri	Day 6 14/05/2022 Sat		Subsidiary Subjects
08.30 - 09.30 am	(OG13.3+OG13.5)(Observe/ assist in the performance of an artificial rupture of membranes+ Observe and assist the conduct of a normal vaginal delivery)(SGT)	Surgery(Pre, intra and post-operative management.SU10.2-10.4)DOAP	PE 13.11 - PE 13.14 Other Micronutrients (SGD)	Eye (OP 6.3) (Enumerate systemic conditions that can present as iridocyclitis and describe their ocular manifestations) - III (SGT)	(OG17.3)(Describe and discuss the clinical features, diagnosis and management of mastitis and breast abscess)(L)	Eye (OP 6.4) (Describe and distinguish hyphema and hypopyon) - I (SGT)		Radio

09.30 am 10.30 am	Eye (OP 6.4) (Describe and distinguish hyphema and hypopyon) - I (SGT)	EN 4.29, 1.2, 4.33, 4.29 : Acute & Chronic Sinusitis & fungal Sinusitis (Lecture)	Pancreatic Disease IM 16.15 (L)	EN 4.25 : Sinonasal Polyposis (Seminar)	PSM(12.1,12.2)(Geriatric services)(L)	Psychiatry (PS 5.4) family education in a patient with schizophrenia (DOAP)		Psychiatry
10.30 am 01.30 pm	CP	CP	CP	CP	CP	CP		
01.30pm 02.00pm	LUNCH							Holiday
02.00pm 03.00pm	PSM(12.3,12.4)(Geriatric services)(L)	FMT (FM 2.11-2.13) (Autopsy I/L)	DR 9.6 to DR 9.7, Leprosy, Lecture.	Acute Viral Hepatitis IM 5.1 - 5.18 (SGD)	Surgery(Anaesthesia and pain management SU11.1)DOAP	ECA		Vacation

03.00pm 04.00 pm	PSM(19.1)(Essential medicines)(SGD)	FMT (FM 2.15-2.17) (Autopsy II/L)	Anaes(PM8.5)(Revision)	RD AN20.6 Identify the bones and joints of lower limb seen in anteroposterior and lateral view radiographs of various regions of lower limb (SGD)	OR 2.7 Principles of management of pelvic injuries (SGD)	ECA			Exam
Time	Day 1 16/05/2022 Mon	Day 2 17/05/2022 Tue	Day 3 18/05/2022 Wed	Day 4 19/05/2022 Thur	Day 5 20/05/2022 Fri	Day 6 21/05/2022 Sat			Lunch

08.30 - 09.30 am	HOLIDAY	Surgery(Anesthesia and pain management SU11.2)DOAP	PE 16.1 IMNCI - I(SGD)	Eye (OP 6.4) (Describe and distinguish hyphema and hypopyon) - II (SGT)	(OG20.2+OG 20.3)(In a simulated environment administer informed consent to a person wishing to undergo Medical Termination of Pregnancy+Discuss Pre-conception and Pre Natal Diagnostic Techniques (PC& PNDT) Act 1994 & its amendments) (SGT)	Eye (OP 6.4) (Describe and distinguish hyphema and hypopyon) - III (SGT)		PSM
09.30 am - 10.30 am		EN 37.3 : Sinusitis & its Complication (Seminar)	is B & CIM 5.1 -	EN 4.29 : Benign lesions of Nose & PNS (Lecture)	PSM(19.2)(Essential medicines)(L) *	Psychiatry (PS 6.1) Classify and describe the magnitude and etiology of depression		Eye
10.30 am - 01.30 pm		CP	CP	CP	CP	CP		ENT

01.30pm 02.00pm		LUNCH							Obs & Gyn
02.00pm 03.00pm		FMT (FM 2.18, 2.31-35) (Autopsy III/L)	DR 10.1-10.2, STIs, Lecture	Chronic Liver Disease & Cirrhosis 1 IM 5.1 - 5.18 (L)	Surgery(Anesthesia and pain management SU11.3-11.4) L,SGD	AETCOM (3.4) (Case studies in bioethics - Confidentiality) (SGD)			CP(CLINICS POSTING)
03.00pm 04.00 pm		FMT (Autopsy) (SGD)	Anaes(PM9.1)(Revision)	RD 25.7Identify structures seen on a plain x-ray chest (PA view)	OR 2.8 Management of spine injuries (L)	AETCOM (3.4) (Case studies in bioethics - Confidentiality) (SGD)			Anesthesia
Time		Day 1 23/05/2022 Mon	Day 2 24/05/2022 Tue	Day 3 25/05/2022 Wed	Day 4 26/05/2022 Thur	Day 5 27/05/2022 Fri	Day 6 28/05/2022 Sat		

08.30 - 09.30 am	(OG20.2+OG 20.3)(In a simulated environment administer informed consent to a person wishing to undergo Medical Termination of Pregnancy+Discuss Pre-conception and Pre Natal Diagnostic Techniques (PC& PNDT) Act 1994 & its amendments)(SGT)	Surgery(Anesthesia and pain management SU11.5-11.6) L,SGD	PE 16.1 IMNCI - II (SGD)	Eye (OP 6.5) (Describe and discuss the angle of the anterior chamber and its clinical correlates) - II (SGT)	(OG22.1)(Describe the characteristics of physiological vaginal discharge)(L)	Eye (OP 6.5) (Describe and discuss the angle of the anterior chamber and its clinical correlates) - III (SGT)			FMT
------------------	-----------------------------------------------------------------------------------------------------------------------------------------------------------------------------------------------------------------------------------------------	-----------------------------------------------------------	--------------------------	--------------------------------------------------------------------------------------------------------------	------------------------------------------------------------------------------	---------------------------------------------------------------------------------------------------------------	--	--	-----

09.30 am 10.30 am	Eye (OP 6.5) (Describe and discuss the angle of the anterior chamber and its clinical correlates) - I (SGT)	EN 4.34, 4.29, 37.3 : Malignant Lesions of nose & PNS (Lecture)	Chronic Liver Disease & Cirrhosis 2 IM 5.1 - 5.18 (L)	EN 4.32 : JNA (Lecture)	PSM(19.3)(Essential medicine)(L)*	Psychiatry (PS6.2) Enumerate, elicit, describe and document clinical features in depression (DOAP)		pediatrics
10.30 am 01.30 pm	CP	CP	CP	CP	CP	CP		Medicine
01.30pm 02.00pm	LUNCH							Resp. Medicine
02.00pm 03.00pm	PSM(20.1)(Recent advances)(L)	FMT (FM 3.3) (Mechanical Injuries I/L)	DR 10.3 to 10.4, STIs, SGD	Hepatic Failure IM 5.1 - 5.18 (SDL)	Surgery(Nutrition and fluid therapy SU12.1-12.2) L,SGD, Bed side clinic	FA		Ortho
03.00pm 04.00 pm	PSM(20.2)(Recent advances)(SGD)	FMT (FM 3.4) (Mechanical Injuries II/L)	Anaes(PM8.1)(Test)	RD AN25.8 Identify and describe in brief a barium swallow (SGD)	OR 2.8 Management of spine injuries (SGD)	FA		Derma
Time	Day 1 30/05/2022 Mon	Day 2 31/05/2022 Tue	Day 3 01/06/2022 Wed	Day 4 02/06/2022 Thur	Day 5 03/06/2022 Fri	Day 6 04/06/2022 Sat		AETCOM/S ports/ECA /FA

08.30 - 09.30 am	(OG22.2)(Describe and discuss the etiology (with special emphasis on Candida, T. vaginalis, bacterial vaginosis), characteristics, clinical diagnosis, investigations, genital hygiene, management of common causes and the syndromic management)(L)	Surgery(Nutrition and fluid therapySU12.3)L,Bedside clinic	PE 17.1 - PE 17.2 National Hlth Pgm - I (SGD)	Eye (OP 6.8) (Enumerate and choose the appropriate investigation for patients with conditions affecting the Uvea) - II (SGT)	(OG23.1)(Describe and discuss the physiology of puberty, features of abnormal puberty, common problems and their management, Enumerate the causes of delayed puberty.,Describe the investigation and management of common causes)(L) Enumerate the causes of precocious puberty)(L)	Eye (OP 6.8) (Enumerate and choose the appropriate investigation for patients with conditions affecting the Uvea) - III (SGT)	
------------------	------------------------------------------------------------------------------------------------------------------------------------------------------------------------------------------------------------------------------------------------------	------------------------------------------------------------	-----------------------------------------------	------------------------------------------------------------------------------------------------------------------------------	-------------------------------------------------------------------------------------------------------------------------------------------------------------------------------------------------------------------------------------------------------------------------------------	-------------------------------------------------------------------------------------------------------------------------------	--

Subsidiary Subjects

09.30 am 10.30 am	Eye (OP 6.8) (Enumerate and choose the appropriate investigation for patients with conditions affecting the Uvea) - I (SGT)	EN 3.4, EN 4.49 : FB nose & its management (Tutorial)	Intra-Abdominal Abscess IM 5.1 - 5.18 (SGD)	EN 4.31 : Facial fractures & neck Trauma (Tutorial)	PSM(20.3)(Recent advances)(L)	Psychiatry (PS6.4) treatment of depression including behavioural and pharmacologic therapy (L)		Radio
10.30 am 01.30 pm	CP	CP	CP	CP	CP	CP		Psychiatry
01.30pm 02.00pm	LUNCH							
02.00pm 03.00pm	PSM(20.4)(Recent advances)(SGD)	FMT (FM 3.5) (Mechanical Injuries III/ L)		Oliguria, Polyuria and Hematuria IM 10.1 (SGD)	Surgery(TransplantationSU 13.1- 13.2)L,SGD	AETCOM(3.5)(CASE STUDIES IN BIOETHICS-FUDICIARY DUTIES)(SDL)		Holiday
03.00pm 04.00 pm	PSM(20.1-20.4)(National Programme Recent Advances)(SGD)	FMT (FM 3.6-3.7) FMT (Mechanical Injuries IV /L)		Anaes(PM8.2)(Test)	OR 2.9 Management of acetabular fracture (L)	AETCOM(3.5)(CASE STUDIES IN BIOETHICS-FUDICIARY DUTIES)(SDL)		Vacation
Time	Day 1 06/06/2022 Mon	Day 2 07/06/2022 Tue	Day 3 08/06/2022 Wed	Day 4 09/06/2022 Thur	Day 5 10/06/2022 Fri	Day 6 11/06/2022 Sat		Exam

08.30 - 09.30 am	(OG23.1)(Describe and discuss the physiology of puberty, features of abnormal puberty, common problems and their management ,Enumerate the causes of delayed puberty.,Describe the investigation and management of common causes)(L)	Surgery(TransplantationSU13.3-13.4)L,DOAP	PE 18.1 - PE 18.2 National Hlth Pgm - II (RCH) (SGD)	Eye (OP 6.9) (Choose the correct local and systemic therapy for conditions of the anterior chamber and enumerate their indications, adverse events and interactions) - II (SGT)	(OG18.1)(Describe and discuss the assessment of maturity of the newborn, diagnosis of birth asphyxia, principles of resuscitation, common problems)(I)	Eye (OP 6.6) (Identify and demonstrate the clinical features and distinguish and diagnose common clinical conditions affecting the anterior chamber) (DOAP)			Lunch
------------------	--------------------------------------------------------------------------------------------------------------------------------------------------------------------------------------------------------------------------------------	-------------------------------------------	------------------------------------------------------	---------------------------------------------------------------------------------------------------------------------------------------------------------------------------------	--------------------------------------------------------------------------------------------------------------------------------------------------------	-------------------------------------------------------------------------------------------------------------------------------------------------------------	--	--	-------

09.30 am 10.30 am	Eye (OP 6.9) (Choose the correct local and systemic therapy for conditions of the anterior chamber and enumerate their indications, adverse events and interactions) - I (SGT)	EN 36.3 : Anatomy of Larynx (Seminar)	Nephrotic Syndrome IM 10.14 - 10.15 (SDL)	EN 2.7, 38.1, 38.3 Physiology of Larynx (Tutorial)	PSM(8.1)(National Programme Epidemiology of Communicable diseases & NCD's)(L)	Psychiatry (PS6.6) pharmacologic basis and side effects of drugs used in depression (L)		PSM
10.30 am 01.30 pm	CP	CP	CP	CP	CP	CP		Eye
01.30pm 02.00pm	LUNCH							ENT
02.00pm 03.00pm	PSM(10.8)(Adolescent Health)(SGD)	FMT (FM 3.8) (Mechanical Injuries V/L)		Acid Base Balance IM 22.9 - 22.13 (SGD)	Surgery(Basic Surgical SkillsSU14.1-14.2) L,SGD	SPORTS		Obs & Gyn
03.00pm 04.00 pm	PSM(10.9)(National Programme Reproductive , maternal & Child health)(SGD)	FMT (FM 3.8) (Mechanical Injuries V/L)		Anaes(PM8.3)(Test)	OR 2.10 Management of fractures of proximal femur (L)	SPORTS		CP(CLINICS POSTING)

09.30 am 10.30 am	Eye (OP 6.10) (Counsel patients with conditions of the iris and anterior chamber about their diagnosis, therapy and prognosis in an empathetic manner in a simulated environment) (DOAP)	EN 4.44 : Benign Lesions of VC (Seminar)	Fluid Electrolyte Balance IM 22.5- 22.8 (SGD)	EN 1.1 : Anatomy & Physiology of Larynx & Benign Laryngeal Lesions (Lecture)	PSM(8.2)(National Programme of Epidemiology of communicable & Non Communicable diseases)(L)	Psychiatry (PS6.7) specialist referral in patients with depression (L)		FMT
10.30 am 01.30 pm	CP	CP	CP	CP	CP	CP		pediatrics
01.30pm 02.00pm	LUNCH							Medicine

02.00pm 03.00pm	PSM(8.3)(National Programme Epidemiology of communicable & Non Communicable Diseases)(Seminar)	FMT (CLASS TEST)		Urinary Tract Infection IM 4.11 - 4.12 (SGD)	Surgery(Biohazard disposalSU15.1L,SGD)	AETCOM (3.1) (The foundations of communication - 3)(SGD)		Resp. Medicine
03.00pm 04.00 pm	PSM(8.4)(National Programme Epidemiology of communicable & Non Communicable Diseases)(Seminar)	FMT (FM 14.1) (Injury Report I/II / SGD)		Anaes(PM8.4)(Test)	OR 2.11 Management of (a) Fracture patella, (b)Distal femur compartment syndrome (L)	AETCOM (3.1) (The foundations of communication - 3)(SGD)		Ortho
Time	Day 1 19/06/2022 Mon	Day 2 20/06/2022 Tue	Day 3 21/06/2022 Wed	Day 4 22/06/2022 Thur	Day 5 23/06/2022 Fri	Day 6 24/06/2022 Sat		Derma

08.30 - 09.30 am	(OG9.4)(Discuss the clinical features, laboratory investigations, ultrasonography, differential diagnosis, principles of management and follow up of gestational trophoblastic neoplasms)(L)	EXAM			AETCOM/Sports/ECA/FA
09.30 am - 10.30 am	Eye (Demonstrate and describe the technique of removal of foreign body from eye) (SDL)				Subsidiary Subjects
10.30 am - 01.30 pm	CP				Radio

01.30pm 02.00pm	LUNCH								Psychiatry
02.00pm 03.00pm	PSM(8.5)(National Programme Epidemiology of communicable & Non Communicable Diseases)(SGD)								
03.00pm 04.00 pm	PSM(8.6) (National Programme Epidemiology of communicable & Non Communicable Diseases)(SGD)								Holiday
Time	Day 1 27/06/2022 Mon	Day 2 28/06/2022 Tue	Day 3 29/06/2022 Wed	Day 4 30/06/2022 Thur	Day 5 01/07/2022 Fri	Day 6 02/07/2022 Sat		Vacation	

08.30 - 09.30 am	EXAM	PE 19.2 - PE 19.5 Basics of Vaccination (SDL)	Eye (OP 7.1) (Describe the surgical anatomy and the metabolism of the lens) - I (SGT)	OBS & GYN(OG9.4)(Discuss the clinical features, laboratory investigations, ultrasonography, differential diagnosis, principles of management and follow up of gestational trophoblastic neoplasms)(L)	Eye (OP 7.1) (Describe the surgical anatomy and the metabolism of the lens) - II (SGT)			Exam
09.30 am - 10.30 am		Acute Kidney Injury- ARF IM 10.1 - 10.4 (L)	EN 38.2, 28.5, 28.6, 4.43 : Acute & Chronic Laryngitis (Tutorial)	PSM(8.7)(National Programme Epidemiology of communicable & Non Communicable Diseases)(Seminar)	DR 10.5, STIs, Lecture			Lunch

10.30 am 01.30 pm			CP	CP	CP	CP		PSM
01.30pm 02.00pm			LUNCH					Eye
02.00pm 03.00pm				Acute Glomerulonep hritis & RPGN IM 10.1 - 10.4 (L)	Surgery(Mini mally invasive General SurgerySU16. 1L,Demo	ECA		ENT
03.00pm 04.00 pm				Anaes(PM8.5)(Test)	OR 2.11 Management of (a) Fracture patella, (b)Distal femur compartmen t syndrome (SGD)	ECA		Obs & Gyn
Time			Day 1 04/07/2022 Mon	Day 2 05/07/2022 Tue	Day 3 06/07/2022 Wed	Day 4 07/07/2022 Thur	Day 5 08/07/2022 Fri	Day 6 09/07/2022 Sat

08.30 - 09.30 am	OBS & GYN(OG11.1) (Describe the etiopathology, clinical features; diagnosis and investigations, complications, principles of management of multiple pregnancies)(L)	Surgery(Trauma SU17.1-17.2)L,SGD	PE 19.16 Newer Vaccines (SGD)	Eye (OP 7.4) (Enumerate the types of cataract surgery and describe the steps, intra-operative and post-operative complications of extracapsular cataract extraction surgery) (L)	OBS & GYN(OG11.1) (Describe the etiopathology, clinical features; diagnosis and investigations, complications, principles of management of multiple pregnancies)(L)	Eye (OP 7.3) (Demonstrate the correct technique of ocular examination in a patient with a cataract) (DOAP)		Anesthesia
09.30 am - 10.30 am	Eye (OP 7.3) (Demonstrate the correct technique of ocular examination in a patient with a cataract) (DOAP)	EN 4.45 : Vocal cord Paralysis (Tutorial)	Chronic Kidney Disease - Overview IM 10.5 - 10.11, 10.26 -10.27 (L)	EN 28.7, 28.9, 4.47, 4.48 : Stridor (Seminar)	PSM(10.2)(Programmes for Reproductive , maternal & Child health)(L)	DR 10.6, STIs, Lecture		Surgery
10.30 am - 01.30 pm	CP	CP	CP	CP	CP	CP		FMT
01.30pm - 02.00pm	LUNCH							pediatrics

02.00pm 03.00pm	PSM(10.3)(Programmes for Reproductive , maternal & Child health)(SGD)	FMT (FM 14.1) (Injury Report III /IV /SGD)	Psychiatry (PS 7.1) magnitude and etiology of bipolar disorders (L)	Chronic Kidney Disease (CIN & CGN)-IM 10.5 - 10.12, 10.31 (L)	Surgery(Trauma SU17.3-17.4)L,SGD	AETCOM (3.2) (CASE STUDIES IN BIOETHICS-DISCLOSURE OF MEDICAL ERRORS)(SGD)		Medicine
03.00pm 04.00 pm	PSM(10.4)(Programmes for Reproductive , maternal & Child health)(SGD)	FMT (FM 14.1) (Injury Report I/II /SGD)	RD AN 43.7 Identify the anatomical structures in 1) Plain x ray skull, 2) AP view and lateral view 3) Plain x ray cervical spine- AP and lateral view 4) Plain x ray of paranasal sinuses	PE 20.1 - PE 20.2 Newborn Essential Care (SGD)	OR 2.12 Management of fat embolism as a complication (L)	AETCOM(SPORTS)		Resp. Medicine
Time	Day 1 11/07/2022 Mon	Day 2 12/07/2022 Tue	Day 3 13/07/2022 Wed	Day 4 14/07/2022 Thur	Day 5 15/07/2022 Fri	Day 6 16/07/2022 Sat		Ortho

08.30 - 09.30 am	OBS&GYNAE (OG12.1) (Define, classify and describe the etiology and pathophysiology, early detection, investigations; principles of management of hypertensive disorders of pregnancy and eclampsia, complications of eclampsia) (Lecture)	Surgery(Trauma SU17.5-17.6)L,SGD	PE 20.5 Neonatal Seizures (L)	Eye (OP 7.5) (To participate in the team for cataract surgery) (DOAP)	OBS&GYN(OG 12.1)(Define, classify and describe the etiology and pathophysiology, early detection, investigations; principles of management of hypertensive disorders of pregnancy and eclampsia, complications of eclampsia) (SGT)	Eye (Ocular examination of a patient with cataract) (SDL)			Derma
------------------	-------------------------------------------------------------------------------------------------------------------------------------------------------------------------------------------------------------------------------------------	----------------------------------	-------------------------------	-----------------------------------------------------------------------	-------------------------------------------------------------------------------------------------------------------------------------------------------------------------------------------------------------------------------------	-----------------------------------------------------------	--	--	-------

09.30 am 10.30 am	Eye (OP 7.6) (Administer informed consent and counsel patients for cataract surgery in a simulated environment) (DOAP)	ENTEN 1.2 : Acute infections of larynx & stridor (Lecture)	Kidney in Systemic Diseases-I (DM, HT, Pregnancy,) IM 10.13 - 10.15 (SGD)	EN 4.45 : Vocal cord Paralysis (Lecture)	PSM(10.5)(Programmes for Reproductive , maternal & Child health)(Seminar)	DR 10.7 to 10.8, STIs, Lecture		AETCOM/S ports/ECA /FA
10.30 am 01.30 pm	CP	CP	CP	CP	CP	CP		Subsidiary Subjects
01.30pm 02.00pm	LUNCH							Radio
02.00pm 03.00pm	PSM(10.6)(Programmes for Reproductive , maternal & Child health)(SGD)	FMT (FM 3.9-3.10) (Firearm Injuries I/II /L)	Psychiatry (PS7.2) Enumerate, elicit, describe and document clinical features in patients with bipolar disorders (DOAP)	Kidney in Systemic Diseases-II (Collagen Vascular Diseases, Drugs) IM 10.13 - 10.16 (SGD)	Surgery(Trauma SU17.7-17.8)L,SGD	FA		Psychiatry

03.00pm 04.00 pm	PSM(10.7)(Programmes for Reproductive , maternal & Child health)(SGD)	FMT (FM 3.9-3.10) (Firearm Injuries I/II /L)	RD AN43.8, 43.9 Describe the anatomical route used for carotid angiogram and vertebral angiogram. Identify anatomical structures in carotid angiogram and vertebral angiogram (SGD)	PE 20.7 Perinatal Asphyxia (L)	OR 2.13 Management of (a) Fracture both bones leg (b)Calcaneus ©Small bones of foot (L)	FA		
Time	Day 1 18/07/2022 Mon	Day 2 19/07/2022 Tue	Day 3 20/07/2022 Wed	Day 4 21/07/2022 Thur	Day 5 22/07/2022 Fri	Day 6 23/07/2022 Sat		Holiday

08.30 - 09.30 am	OBS & GYN(OG12.1) (Define, classify and describe the etiology and pathophysiology, early detection, investigations; principles of management of hypertensive disorders of pregnancy and eclampsia, complications of eclampsia) (SGT)	Surgery(TraumaSU17.9-17.10)L,SGD	PE 20.8 Resp Distress , MAS, TTNB (SGD)	Eye (OP 8.3) (Demonstrate the correct technique of a fundus examination and describe and distinguish the fundoscopic features in a normal condition and in conditions causing an abnormal retinal exam) (L)	OBS & GYN(OG12.2) (Define, classify and describe the etiology, pathophysiology, diagnosis, investigations, adverse effects on the mother and foetus and the management during pregnancy and labor, and complications of anemia in pregnancy) (Lecture)	Eye"Eye (OP 8.2) (Enumerate the indications for laser therapy in the treatment of retinal diseases (including retinal detachment, retinal degenerations, diabetic retinopathy & hypertensive retinopathy) (OP 8.4) (Enumerate and discuss treatment modalities in management		Vacation
------------------	---------------------------------------------------------------------------------------------------------------------------------------------------------------------------------------------------------------------------------------	----------------------------------	-----------------------------------------	-------------------------------------------------------------------------------------------------------------------------------------------------------------------------------------------------------------	---------------------------------------------------------------------------------------------------------------------------------------------------------------------------------------------------------------------------------------------------------	------------------------------------------------------------------------------------------------------------------------------------------------------------------------------------------------------------------------------------------------------------------------------	--	----------

09.30 am 10.30 am	Eye (OP 8.1) (Discuss the aetiology, pathology, clinical features and management of vascular occlusions of the retina) (L)	EN 4.42 : Hoarseness of Voice - Chemical features, Investigation, Management (Seminar)	Renal Replacement Therapy IM 10.31 (L)	EN 4.46, 4.29 Malignant lesions of larynx (Lecture)	PSM(5.1)(Programmes for Nutrition)(Seminar)	DR 10.9 to 10.10, STIs, Lecture			Exam
10.30 am 01.30 pm	CP	CP	CP	CP	CP	CP			Lunch
01.30pm 02.00pm	LUNCH								PSM
02.00pm 03.00pm	PSM(5.2,5.3,5,4)(Programmes for Nutrition)(SGD)	FMT (FM 3.9-3.10) (Firearm Injuries I/II / L)	Psychiatry (PS7.4) treatment of bipolar disorder (L)	Iron Defeciency Anemia IM 9.1 - 9.2, 9.7, 9.8 (SGD)	SurgerySkin and subcutaneous tissuesSU18.1-18.3,L SGD	AETCOM(3.3)(THE FOUNDATION OF COMMUNICATION-4)(SGD,SKILL LAB)			Eye

03.00pm 04.00 pm	PSM(5.5,5.6, 5.7,5.8)(Prog rammes for Nutrition)(SG D)	FMT (FM 3.9-3.10 /L) (Firearm Injuries I/II /L)	RD AN 51.1, 51.2, Describe & identify the cross-section at the level of T8, T10 and L1 (transpyloric plane) Describe & identify the midsagittal section of male and female pelvis (SGD)	PE 20.9 Birth Injuries (SGD)	OR 2.14 Ankle fractures (L)	AETCOM(3.3)(THE FOUNDATION OF COMMUNICA TION- 4)(SGD,SKILL LAB)		ENT
Time	Day 1 25/07/2022 Mon	Day 2 26/07/2022 Tue	Day 3 27/07/2022 Wed	Day 4 28/07/2022 Thur	Day 5 29/07/2022 Fri	Day 6 30/07/2022 Sat		Obs & Gyn

08.30 - 09.30 am	OBS & GYN(OG12.2) (Define, classify and describe the etiology, pathophysiology, diagnosis, investigations, adverse effects on the mother and fetus and the management during pregnancy and labor, and complications of anemia in pregnancy)(L)	Surgery(Developmental anomalies of face, mouth and jawsSU19.1-19.2)L,SGD	PE 20.10 HDN (SGD)	Eye (OP 8.2) (Enumerate the indications for laser therapy in the treatment of retinal diseases (including retinal detachment, retinal degenerations, diabetic retinopathy & hypertensive retinopathy) (OP 8.4) (Enumerate and discuss treatment modalities in management of diseases of the retina) - III (SGT)	OBS & GYN(OG12.5) (Describe the clinical features, detection, effect of pregnancy on the disease and impact of the disease on pregnancy complications and management of urinary tract infections in pregnancy)(L)	Eye (OP 8.2) (Enumerate the indications for laser therapy in the treatment of retinal diseases (including retinal detachment, retinal degenerations, diabetic retinopathy & hypertensive retinopathy) (OP 8.4) (Enumerate and discuss treatment modalities in management of diseases of			CP(CLINICS POSTING)
------------------	------------------------------------------------------------------------------------------------------------------------------------------------------------------------------------------------------------------------------------------------	--------------------------------------------------------------------------	--------------------	-----------------------------------------------------------------------------------------------------------------------------------------------------------------------------------------------------------------------------------------------------------------------------------------------------------------	-------------------------------------------------------------------------------------------------------------------------------------------------------------------------------------------------------------------	-----------------------------------------------------------------------------------------------------------------------------------------------------------------------------------------------------------------------------------------------------------------------------------------	--	--	----------------------

09.30 am 10.30 am	Eye (OP 8.2) (Enumerate the indications for laser therapy in the treatment of retinal diseases (including retinal detachment, retinal degenerations, diabetic retinopathy & hypertensive retinopathy) (OP 8.4) (Enumerate and discuss treatment modalities in management of diseases of	EN 4.46 :Spread of laryngeal Malignancy (Tutorial)	Hemolytic Anemia IM 9.1 -9.2, (SGD)	EN 4.50, 4.51 : Tracheostomy (Seminar)	PSM(18.2)(International health)(L)	DR 10.11, STIs, Bed side clinic			Anesthesia
10.30 am 01.30 pm	CP	CP	CP	CP	CP	CP			Surgery
01.30pm 02.00pm	LUNCH								FMT

02.00pm 03.00pm	PSM(7.1,7.2) (Revision epidemiolog y)(SGD)	FMT (FM 14.11-12, 2.21) (Examinatio n of Weapons I/ SGD)	Psychiatry (PS7.5) family education in a patient with bipolar disorders (DOAP)	Megaloblastic Anemia IM 9.1 - 9.2, (SGD)	Surgery (Oropharynge al cancerSU20. 1-20.2.L, SGD)	ECA		pediatrics
03.00pm 04.00 pm	PSM(7.3,7.4) (Revision epidemiolog y)(SGD)	FMT (FM 14.11-12, 2.21) (Examinatio n of Weapons I/ SGD)	RD AN 54.1 Describe & identify features of plain X ray abdomen (L)	PE 20.11 - PE 20.12 LBW, KMC (SGD)	OR 2.15 Malunion, no n- union, infecti on, compart mental syndrome (L)	ECA		Medicine
Time	Day 1 01/08/2022 Mon	Day 2 02/08/2022 Tue	Day 3 03/08/2022 Wed	Day 4 04/08/2022 Thur	Day 5 05/08/2022 Fri	Day 6 06/08/2022 Sat		Resp. Medicine

08.30 - 09.30 am	OBS&GYN(12.3)(Define, classify and describe the etiology, pathophysiology, diagnosis, investigations, criteria, adverse effects on the mother and foetus and the management during pregnancy and labor, and complications of diabetes in pregnancy)(L)	Surgery(Disorders of salivary glandsSU21.1-21.2)L,SGD	PE 20.13 - PE 20.14 Hypoglycemia, Hypocalcemia, Fluid & Electrolytes (NBB) (SGD)	Eye (OP 8.5) (Describe and discuss the correlative anatomy, aetiology, clinical manifestations, diagnostic tests, imaging and management of diseases of the optic nerve and visual pathway) - I (L)	OBS&GYN(12.3)(Define, classify and describe the etiology, pathophysiology, diagnosis, investigations, criteria, adverse effects on the mother and foetus and the management during pregnancy and labor, and complications of diabetes in pregnancy)(SGT)	Eye (OP 8.5) (Describe and discuss the correlative anatomy, aetiology, clinical manifestations, diagnostic tests, imaging and management of diseases of the optic nerve and visual pathway) - II (L)			Ortho
------------------	--------------------------------------------------------------------------------------------------------------------------------------------------------------------------------------------------------------------------------------------------------	-------------------------------------------------------	----------------------------------------------------------------------------------	-----------------------------------------------------------------------------------------------------------------------------------------------------------------------------------------------------	----------------------------------------------------------------------------------------------------------------------------------------------------------------------------------------------------------------------------------------------------------	------------------------------------------------------------------------------------------------------------------------------------------------------------------------------------------------------	--	--	-------

09.30 am 10.30 am	Eye (Fundus Examination techniques. Describe & distinguish the fundoscopic features of abnormal retina) (SDL)	EN 4.28, 4.49, 28.8 : Bronchoscopy & FB Airway (Tutorial)	Hemoglobinopathies (Thalassemia, Sickle cell Anemia) IM 9.1 -9.2, (SGD)	EN 2.6, 36.1, 36.2, 10.13 : Anatomy of oral cavity (Tutorial)	PSM(7.5,7.6)(Revision epidemiology)(Seminar)	DR 11.1, HIV, SGD		Derma
10.30 am 01.30 pm	CP	CP	CP	CP	CP	CP		AETCOM/Sports/ECA/FA
01.30pm 02.00pm	LUNCH							Subsidiary Subjects
02.00pm 03.00pm	PSM(7.7, 7.8)(Revision epidemiology)(SGD)	FMT (FM 3.11) (Regional Injuries I/II /L)	Psychiatry (PS 7.6) pharmacologic basis and side effects of drugs used in bipolar disorders (L)	Aplastic Anemia IM 9.1 -9.2 (L)	Surgery(Endocrine General Surgery: Thyroid and parathyroids U22.1-22.2L,SGD)	AETCOM(3.4)(CASE STUDIES IN BIOETHICS-CONFIDENTIALITY)(SDL)		Radio
03.00pm 04.00 pm	PSM(7.9)(Revision epidemiology)(DOAP)	FMT (FM 3.11) (Regional Injuries I/II /L)	CT2.2 Describe and discuss the epidemiology, risk factors and evolution of obstructive airway disease, Small group discussion	PE 20.16- PE 20.17 Neonatal Sepsis, Perinatal Infections (L)	OR 2.15 Malunion, non-union, infection, compartmental syndrome (L)	SPORTS		Psychiatry

Time	Day 1 08/08/2022 Mon	Day 2 09/08/2022 Tue	Day 3 10/08/2022 Wed	Day 4 11/08/2022 Thur	Day 5 12/08/2022 Fri	Day 6 13/08/2022 Sat	
08.30 - 09.30 am	OBS & GYNOG(12.4) (Define, classify and describe the etiology, pathophysiol ogy, diagnosis, investigation s, criteria, adverse effects on the mother and foetus and the management during pregnancy and labor, and complication s of heart diseases in pregnancy) (Lecture)	HOLIDAY	VACATION				Holiday
09.30 am	Assessment						Vacation
10.30 am	CP						Exam
10.30 am 01.30 pm							

01.30pm 02.00pm	LUNCH								Lunch
02.00pm 03.00pm	PSM(6.1)(Bio statistics)(SG D)								PSM
03.00pm 04.00 pm	PSM(6.2)(Bio statistics)(SG D)								Eye
Time	Day 1 15/08/2022 Mon	Day 2 16/08/2022 Tue	Day 3 17/08/2022 Wed	Day 4 18/08/2022 Thur	Day 5 19/08/2022 Fri	Day 6 20/08/2022 Sat		ENT	
08.30 - 09.30 am	HOLIDAY	Surgery(Endocrine General Surgery: Thyroid and parathyroid SU22.3-22.6L,SGD)	PE 20.19 Neonatal Jaundice (L)	Eye (OP 1.5) (Define, enumerate the types and the mechanism by which strabismus leads to amblyopia) - I (SGT)	HOLIDAY	Eye (OP 1.5) (Define, enumerate the types and the mechanism by which strabismus leads to amblyopia) - II (SGT)		Obs & Gyn	
09.30 am 10.30 am		EN 36.3, 36.5, 28.2 : Anatomy & Physiology of pharynx (Seminar)	Myelodysplasia IM9.1 -9.3 (SGD)	EN 4.39, 4.29, 36.4, 28.2, 28.3 : Acute & Chronic tonsillitis (Tutorial)		DR 11.2 to 11.3, HIV, Lecture		CP(CLINICS POSTING)	
10.30 am 01.30 pm		CP	CP	CP		CP		Anesthesia	

01.30pm 02.00pm		LUNCH				LUNCH		Surgery
02.00pm 03.00pm		FMT (Thermal Injuries I) (FM 2.24 /L)	Psychiatry (PS8.1) magnitude and etiology of anxiety disorders (L)	Myeloprolifera tive Disorders IM 9.1 - 9.4 (SGD)		AETCOM(3.5)(CASE STUDIES IN BIOETHICS- FUDICIARY DUTIES)(SDL)		FMT
03.00pm 04.00 pm		FMT (Thermal Injuries II) (FM 2.25 /L)	CT2.3 Enumerate and describe the causes of acute episodes in patients with obstructive airway disease, Small group discussion	PE 20.20 - Congenital Malformations (SDL)		ECA		pediatrics
Time	Day 1 22/08/2022 Mon	Day 2 23/08/2022 Tue	Day 3 24/08/2022 Wed	Day 4 25/08/2022 Thur	Day 5 26/08/2022 Fri	Day 6 27/08/2022 Sat		Medicine

08.30 - 09.30 am	OBS & GYN(OG12.4) (Define, classify and describe the etiology, pathophysiology, diagnosis, investigations, criteria, adverse effects on the mother and foetus and the management during pregnancy and labor, and complications of heart diseases in pregnancy)(SGT)	Surgery(Adrenal glands SU23.1-23.3)L,SGD	PE 28.1 - PE 28.4 Acute nasopharyngotonsillitis (SDL)	Eye (OP 9.5) (Describe the evaluation and enumerate the steps involved in the stabilisation, initial management and indication for referral in a patient with ocular injury) (L)	OBS & GYN(OG12.6) (Describe the clinical features, detection, effect of pregnancy on the disease and impact of the disease on pregnancy complications and management of liver disease in pregnancy)(L)	Eye (OP 9.3) (Describe the role of refractive error correction in a patient with headache and enumerate the indications for referral) - I (SGT)			Resp. Medicine
------------------	---------------------------------------------------------------------------------------------------------------------------------------------------------------------------------------------------------------------------------------------------------------------	------------------------------------------	-------------------------------------------------------	----------------------------------------------------------------------------------------------------------------------------------------------------------------------------------	--------------------------------------------------------------------------------------------------------------------------------------------------------------------------------------------------------	-------------------------------------------------------------------------------------------------------------------------------------------------	--	--	----------------

09.30 am 10.30 am	Eye (OP 9.2) (Classify, enumerate the types, methods of diagnosis and indications for referral in a patient with heterotropia /strabismus) (L)	EN 4.37 : Ludwigs Angina (Tutorial)	Transfusion Therapy IM 9.17, 9.19, 15.12 (SGD)	EN 4.41, 4.29 : Deep Neck Space infections (Lecture)	PSM(6.3)(Bio statistics)(SGD)	DR 12.1 to 12.2, Eczemas, SGD		Ortho
10.30 am 01.30 pm	CP	CP	CP	CP	CP	CP		Derma
01.30pm 02.00pm	LUNCH							AETCOM/S ports/ECA /FA
02.00pm 03.00pm	PSM(6.4)(Bio statistics)(SGD)	FMT (FM 14.10) (Study of Museum Specimens of ML Significance /SGD /P)	Psychiatry (PS8.2) clinical features in patients with anxiety disorders (DOAP)	Bleeding Disorders- vWD & Hemophilia IM 9.7, 9.11 (SGD)	Surgery(Panc reasSU24.1-24.3) L,SGD	FA		Subsidiary Subjects

03.00pm 04.00 pm	PSM(6.4)(Bio statistics)(DO AP)	FMT (FM 14.10/) (Study of Museum Specimens of ML Significance /SGD /P)	CT2.4 Describe and discuss the physiology and pathophysiology of hypoxia and hypercapnea, Small group discussion	PE 28.5 - PE 28.6 Croup (SGD)	OR 2.16 Management of open fractures (L)	FA		Radio
Time	Day 1 29/08/2022 Mon	Day 2 30/08/2022 Tue	Day 3 31/08/2022 Wed	Day 4 01/09/2022 Thur	Day 5 02/09/2022 Fri	Day 6 03/09/2022 Sat		Psychiatry
08.30 - 09.30 am	OBS & GYN(12.7)(Describe and discuss screening, risk factors, management of mother and newborn with HIV)(L)	Surgery BreastSU25.1-25.5) L,SGD	PE 28.7 - PE 28.8 Stridor (SGD)	Eye (OP 9.1) (Demonstrate the correct technique to examine extra ocular movements (Uniocular & Binocular)) (DOAP)e	OBS & GYN(12.7)(Describe and discuss screening, risk factors, management of mother and newborn with	Eye (Examination of extraocular movements) (SDL)		

09.30 am 10.30 am	Eye (OP 9.3) (Describe the role of refractive error correction in a patient with headache and enumerate the indications for referral) - I (SGT)	EN 4.41 : Spread of Deep Neck Space infections (Tutorial)	Bleeding Disorders- DIC IM 9.7, 9.12 (SGD)	EN 4.35, 4.38, 4.52, 4.29, 14.2, 28.1, 20.1 : Diseases of Pharynx & Oesophagous (Lecture)	PSM(9.1)(Pro gramme on Demography &Vital Statistics)(L)	DR 12.3 to 12.4, Eczemas, Bed side clinic			Holiday
10.30 am 01.30 pm	CP	CP	CP	CP	CP	CP			Vacation
01.30pm 02.00pm	LUNCH								Exam
02.00pm 03.00pm	PSM(9.2)(Pro gramme on Demography &Vital Statistics)(SG D)	FMT (FM 2.20) (Asphyxia Deaths I / L)	Psychiatry (PS8.4) treatment of anxiety disorders including behavioural and pharmacologic therapy (L)	Acute Leukemias IM 13.1 - 13.8 (L)	Surgery(Cardi o-thoracic General Surgery- Chest - Heart and LungsSU26.1- 26.4)L, Bed side Clinic	AETCOM(3.2)(CASE STUSIES IN BIOETHICS- DISCLOSURE OF MEDICAL ERRORS)(SGD)			Lunch

03.00pm 04.00 pm	PSM(9.3)(Programme on Demography & Vital Statistics)(SGD)	FMT (FM 2.20) (Asphyxia Deaths I / L)	Anaes(PM9.1)(Test)	PE 28.18 Bronchiolitis (SGD)	OR 3.1 Bone and Joint infections (a)Acute Osteomyelitis , (b) Subacute osteomyelitis . (L)	FA		PSM
Time	Day 1 05/09/2022 Mon	Day 2 06/09/2022 Tue	Day 3 07/09/2022 Wed	Day 4 08/09/2022 Thur	Day 5 09/09/2022 Fri	Day 6 10/09/2022 Sat		Eye
08.30 - 09.30 am	OBS & GYN(12.8)(Describe the mechanism, prophylaxis, fetal complications, diagnosis and management of isoimmunization in pregnancy)(L)	Surgery(Vascular diseases 27.1-27.2)L,SGD	PE 28.18 Pneumonia (SGD)	Eye (OP 2.1) (Enumerate the causes, describe and discuss the aetiology, clinical presentations and diagnostic features of common conditions of the lid and adnexa including Hordeolum externum/ internum, blepharitis, preseptal cellulitis,	OBS & GYN(12.8)(Describe the mechanism, prophylaxis, fetal complications, diagnosis and management of isoimmunization in pregnancy)(L)	Eye (OP 2.2) (Demonstrate the symptoms & clinical signs of conditions enumerated in OP2.1) (DOAP)		ENT

09.30 am 10.30 am	Eye (OP 2.1) (Enumerate the causes, describe and discuss the aetiology, clinical presentations and diagnostic features of common conditions of the lid and adnexa including Hordeolum externum/ internum, blepharitis, preseptal cellulitis, dacryocystitis, hemangioma, dermoid, ptosis,	EN 4.36, 39.2 : Diseases of salivary glands ; Benign (Seminar	Chronic Leukemias IM 13.1 - 13.9 (L)	EN 1.2, 4.29 : Diseases of salivary glands ; Malignant (Lecture)	PSM(9.4)(Programme on Demography & Vital Statistics)(SG D)	DR 12.5 to 12.6, Eczemas, Lecture		Obs & Gyn
10.30 am 01.30 pm	CP	CP	CP	CP	CP	CP		CP(CLINICS POSTING)
01.30pm 02.00pm	LUNCH							Anesthesia

02.00pm 03.00pm	PSM(9.5)(Programme on Demography & Vital Statistics)(SGD)	FMT (FM 2.22) (Asphyxia deaths III /L)	Psychiatry (PS 9.1 -9.2) etiology and clinical features of stress disorders (L)	Lymphomas IM 13.1 - 13.10 (SGD)	Surgery(Vascular diseases 27.3-27.4)L,SGD	AETCOM (3.4) (CASE STUDIES IN BIOETHICS-CONFIDENTIALITY)(SDL)		Surgery
03.00pm 04.00 pm	PSM(9.6)(Programme on Demography & Vital Statistics)(SGD)	FMT (FM2.23) (Asphyxia Deaths IV /L)	Anaes(PM8.1& PM8.2)(Revision)	PE 28.18 Pleural Effusion (SGD)	OR 3.1 Bone and Joint infections ©Acute Suppurative arthritis, (d) Septic arthritis & HIV infection. (e)Spirochaetal infection (L)	SPORTS		FMT
Time	Day 1 12/09/2022 Mon	Day 2 13/09/2022 Tue	Day 3 14/09/2022 Wed	Day 4 15/09/2022 Thur	Day 5 16/09/2022 Fri	Day 6 17/09/2022 Sat		pediatrics

08.30 - 09.30 am	OBS & GYN(13.2)(Define, describe the causes, pathophysiology, diagnosis, investigations and management of preterm labor, PROM and postdated pregnancy)(SGT)	Surgery(Vascular diseases27.51-27.6)L,SGD	PE 31.1 - 31.3, 31.12 Atopy (SGD)	Eye (OP 2.4) (Describe the aetiology, clinical presentation. Discuss the complications and management of orbital cellulitis) - I (SGT)	OBS & GYN(13.2)(Define, describe the causes, pathophysiology, diagnosis, investigations and management of preterm labor, PROM and postdated pregnancy)(L)	Eye (OP 2.4) (Describe the aetiology, clinical presentation. Discuss the complications and management of orbital cellulitis) - II (SGT)			Medicine
------------------	-------------------------------------------------------------------------------------------------------------------------------------------------------------	-------------------------------------------	-----------------------------------	----------------------------------------------------------------------------------------------------------------------------------------	-----------------------------------------------------------------------------------------------------------------------------------------------------------	-----------------------------------------------------------------------------------------------------------------------------------------	--	--	----------

09.30 am 10.30 am	Eye (OP 2.3) (Demonstrate under supervision clinical procedures performed in the lid including: bells phenomenon, assessment of entropion/ectropion, perform the regurgitation test of lacrimal sac. massage technique in cong. dacryocystitis, and trichiatric cilia removal by epilation) (DOAP)	EN 4.26, 4.40, 36.4 : Adenoidectomy (Seminar)	Bone Marrow Transplantation IM 13.1 - 13.11 (L)	EN 4.39, 4.40, 36.4 : Tonsillectomy (Seminar)	PSM(9.7)(Programme on Demography & Vital Statistics)(L)	DR 12.7, Eczemas, Bed side clinic		Resp. Medicine
10.30 am 01.30 pm	CP	CP	CP	CP	CP	CP		Ortho
01.30pm 02.00pm	LUNCH							Derma

02.00pm 03.00pm	PSM(11.1)(Programmes for Occupational health)(SGD)	FMT (FM 14.19, 14.6-8) (Examination of Slides / SGD / P)	Psychiatry (PS 9.4) treatment of stress related disorders including behavioural and psychosocial therapy (L)	Interpretation of peripheral Blood smear IM 13.1 - 13.12 (SDL)	Surgery(Vascular diseases 27.7-27.8)L,SGD	FA		AETCOM/S ports/ECA /FA
03.00pm 04.00 pm	PSM(11.2)(Programmes for Occupational health)(SGD)	FMT (FM 14.19, 14.6-8) (Examination of Slides / SGD / P)	Anaes(PM8.1& PM8.2)(Revision)	PE 34.1 - PE 34.2 Childhood TB(1) (L)	OR 3.1 Bone and Joint infection (f) Skeletal Tuberculosis (L)	FA		Subsidiary Subjects
Time	Day 1 19/09/2022 Mon	Day 2 20/09/2022 Tue	Day 3 21/09/2022 Wed	Day 4 22/09/2022 Thur	Day 5 23/09/2022 Fri	Day 6 24/09/2022 Sat		Radio

08.30 - 09.30 am	OBS & GYN(OG14.3) (Describe and discuss rupture uterus, causes, diagnosis and management)(L)	Surgery(Abd omenSU28.1-28.2)L,SGD	PE 34.3 - PE 34.4 Childhood TB(2) (L)	Eye (OP2.5) (Describe the clinical features on ocular examination and 2 hr SGT management of a patient with cavernous sinus thrombosis) - II (SGT)	OBS & GYN(14.4)(Describe and discuss the classification; diagnosis; management of abnormal labor)(L)	Eye (OP 2.6) (Enumerate the causes and describe the differentiating features, and clinical features and management of proptosis) - I (SGT)		Psychiatry
09.30 am - 10.30 am	Eye (OP2.5) (Describe the clinical features on ocular examination and 2 hr SGT management of a patient with cavernous sinus thrombosis) - I (SGT)	EN 4.38 : Esophagosc opy (Tutorial)	Interpretation of peripheral Blood smear Part 2 IM 13.1 - 13.12 (SDL)	EN 4.1, 4.2, 4.3, 20.2 : Oral Malignancies (Tutorial)	PSM(11.3)(Programmes for Occupational health)(SGD)	DR 13.1 to 13.3, Vesiculobullous disorders, Bed side clinic		
10.30 am - 01.30 pm	CP	CP	CP	CP	CP	CP		Holiday
01.30pm - 02.00pm	LUNCH							Vacation

02.00pm 03.00pm	PSM(11.4)(Programmes for Occupational health)(SGD)	FMT (FM 3.3-3.12) (Seminar on Injuries / SDL)	Psychiatry (PS10.1 - 10.2) etiology and clinical features of somatoform, dissociative and conversion disorders (L)	Multiple Myeloma IM 13.1 - 13.13 (L)	Surgery(AbdomenSU28.3-28.4)L,SGD	ECA		Exam
03.00pm 04.00 pm	PSM(11.5)(Programmes for Occupational health)(SGD)	FMT (FM 2.20-23) (Seminar on Asphyxia / SDL)	Anaes(PM8.3&8.4)(Revision)	PE 34.12 - PE 34.13 Childhood TB(3) (L)	OR 3.1 Bone and Joint infection (f) Skeletal Tuberculosis (L)	ECA		Lunch
Time	Day 1 26/09/2022 Mon	Day 2 27/09/2022 Tue	Day 3 28/09/2022 Wed	Day 4 29/09/2022 Thur	Day 5 30/09/2022 Fri	Day 6 01/10/2022 Sat		PSM

08.30 - 09.30 am	OBS & GYN(14.4)(Describe and discuss the classification ; diagnosis; management of abnormal labor)(L)	Surgery(Abd omenSU28.5-28.6)L,SGD	PE 34.14 Fever & FUE (SGD)	Eye (OP 2.6) (Enumerate the causes and describe the differentiating features, and clinical features and management of proptosis)- III (SGT)	OBS & GYN(OG15.1 + OG15.2)(Enumerate and describe the indications and steps of common obstetric procedures, technique and complications: Episiotomy, vacuum extraction; low forceps; Caesarean section, assisted breech delivery; external cephalic	Eye (OP 2.7) (Classify the various types of orbital tumours. Differentiate the symptoms and signs of the presentation of various types of ocular tumours)- I (SGT)			Eye
------------------	-------------------------------------------------------------------------------------------------------	-----------------------------------	----------------------------	---------------------------------------------------------------------------------------------------------------------------------------------	-----------------------------------------------------------------------------------------------------------------------------------------------------------------------------------------------------------------------------------------------------	--------------------------------------------------------------------------------------------------------------------------------------------------------------------	--	--	-----

09.30 am 10.30 am	Eye (OP 2.6) (Enumerate the causes and describe the differentiating features, and clinical features and management of proptosis) - II (SGT)	EN 2.15 : National programmes for ENT diseases (Lecture)	Test	EN 4.53 : ENT in relation to Covid- 19 & HIV (Lecture)	PSM(15.2,15.3)(Programmes for Mental health)(SGD)	DR 14.1 to 14.2, Urticaria and Angioedema, Lecture		ENT
10.30 am 01.30 pm	CP	CP	CP	CP	CP	CP		Obs & Gyn
01.30pm 02.00pm	LUNCH							CP(CLINICS POSTING)
02.00pm 03.00pm	PSM(8.1)(Programmes for Communicable diseases & Non communicable diseases)(SGD)	FMT (FM 6.1)(FSL and Trace Evidences I / L)	Psychiatry (PS10.4) treatment of somatoform, dissociative and conversion disorders (L)	Test	Surgery(AbdomenSU28.7-28.8)L,SGD	AETCOM(3.5)(CASE STUDIES IN BIOETHICS- FUDICIARY DUTIES)(SDL)		Anesthesia

03.00pm 04.00 pm	PSM(8.2)(Programmes for Communicable diseases & Non communicable diseases)(SGD)	FMT (FM 6.2-6.3, 3.32) (FSL and Trace Evidences II /L)	Anaes(PM8.3& 8.4)(Revision)	PE 34.15 MMR & Chicken Pox (L)	OR 3.1 Bone and Joint infection (f) Skeletal Tuberculosis (L)	SPORTS			Surgery
Time	Day 1 03/10/2022 Mon	Day 2 04/10/2022 Tue	Day 3 05/10/2022 Wed	Day 4 06/10/2022 Thur	Day 5 07/10/2022 Fri	Day 6 08/10/2022 Sat			FMT

08.30 - 09.30 am	OBS & GYNOBS & GYN(OG15.1 + OG15.2) (Enumerate and describe the indications and steps of common obstetric procedures, technique and complications: Episiotomy, vacuum extraction; low forceps; Caesarean section, assisted breech delivery; external	Surgery(Abd omenSU28.9-28.10)L,SGD	HOLIDAY	Eye (OP 2.7) (Classify the various types of orbital tumours. Differentiate the symptoms and signs of the presentation of various types of ocular tumours) - III (SGT)	OBS & GYNOBS & GYN(OG15.1 + OG15.2) (Enumerate and describe the indications and steps of common obstetric procedures, technique and complications: Episiotomy, vacuum extraction; low forceps; Caesarean section, assisted breech delivery; external	Eye (OP 2.7) (Classify the various types of orbital tumours. Differentiate the symptoms and signs of the presentation of various types of ocular tumours) - IV (SGT)			pediatrics
------------------	------------------------------------------------------------------------------------------------------------------------------------------------------------------------------------------------------------------------------------------------------------	------------------------------------	---------	-----------------------------------------------------------------------------------------------------------------------------------------------------------------------	------------------------------------------------------------------------------------------------------------------------------------------------------------------------------------------------------------------------------------------------------------	----------------------------------------------------------------------------------------------------------------------------------------------------------------------	--	--	------------

09.30 am 10.30 am	Eye (OP 2.7) (Classify the various types of orbital tumours. Differentiate the symptoms and signs of the presentation of various types of ocular tumours) - IV (SGT)	EN 2.9 : Investigation relevant to ENT		EN 2.11 : Pre Malignant lesions of ENT	PSM(8.3)(Programmes for Communicable diseases & Non communicable diseases)(SGD)	DR 14.3 to 14.5, Urticaria and Angioedema, Bed side clinic			Medicine
10.30 am 01.30 pm	CP	CP		CP	CP	CP			Resp. Medicine
01.30pm 02.00pm				LUNCH					Ortho
02.00pm 03.00pm	PSM(8.4)(Programmes for Communicable diseases & Non communicable diseases)(SGD)	FMT (FM 2.14) (Artefacts / L)		IM18.1 Describe the functional and the vascular anatomy of the brain (SGD)	Surgery(AbdomenSU28.11-28.12)L,SGD	FA			Derma

03.00pm 04.00 pm	PSM(8.5)(Programmes for Communicable diseases & Non communicable diseases)(SGD)	FMT (FM 7.1) (Emerging technologies in FM /L)		PE 34.16 DPT (L)	OR 3.1 Bone and Joint infections (f)Skeletal Tuberculosis (L)	FA		AETCOM/S ports/ECA /FA
Time	Day 1 10/10/2022 Mon	Day 2 11/10/2022 Tue	Day 3 12/10/2022 Wed	Day 4 13/10/2022 Thur	Day 5 14/10/2022 Fri	Day 6 15/10/2022 Sat		Subsidiary Subjects

08.30 - 09.30 am	OBS & GYNOBS & GYN(OG15.1 + OG15.2) (Enumerate and describe the indications and steps of common obstetric procedures, technique and complications: Episiotomy, vacuum extraction; low forceps; Caesarean section, assisted breech delivery; external	Surgery(Abd omenSU28.13-28.14)L,SGD	PE 34.17 Typhoid (L)	Eye (OP 2.8) (List the investigations helpful in diagnosis of orbital tumors. Enumerate the indications for appropriate referral) - II (SGT)	OBS & GYNOBS & GYN(OG15.1 + OG15.2) (Enumerate and describe the indications and steps of common obstetric procedures, technique and complications: Episiotomy, vacuum extraction; low forceps; Caesarean section, assisted breech delivery; external	Eye (Demonstrate the symptoms & clinical signs of different lid disorder) (SDL)		Radio
------------------	------------------------------------------------------------------------------------------------------------------------------------------------------------------------------------------------------------------------------------------------------------	-------------------------------------	----------------------	-------------------------------------------------------------------------------------------------------------------------------------------------	------------------------------------------------------------------------------------------------------------------------------------------------------------------------------------------------------------------------------------------------------------	------------------------------------------------------------------------------------	--	-------

09.30 am 10.30 am	Eye (OP 2.8) (List the investigations helpful in diagnosis of orbital tumors. Enumerate the indications for appropriate referral) - I (SGT)	EN 4.4 : Risk Factor for Malignancies in ENT	IM17.11 Describe the indications, pharmacology, dose, side effects of abortive therapy in migraine (SGD)	EN 4.12, 4.18, 10.16, 24.17 : Hearing Loss	PSM(8.6)(Programmes for Communicable diseases & Non communicable diseases)(SGD)	Derma
10.30 am 01.30 pm	CP	CP	CP	CP	CP	CP
01.30pm 02.00pm	LUNCH					
02.00pm 03.00pm	PSM(8.7)(Programmes for Communicable diseases & Non communicable diseases)(SGD)	FMT (FM 7.1) (Emerging Technologies in FM / L)	Psychiatry (PS11.1- 11.2) magnitude, etiology and clinical feature of personality disorders (L)	IM17.12 Describe the indications, pharmacology, dose, side effects of prophylactic therapy in migraine (SGD)	Surgery(AbdomenSU28.15) L,SGD	ECA

Psychiatry

Holiday
Vacation

03.00pm 04.00 pm	PSM(3.1)(Programmes for Environmental Health)(SGD)	FMT (FM 1.1-3.12, 6.1-6.3, 7.1) (QUIZ)	CT2.5 Describe and discuss the genetics of alpha 1 antitrypsin deficiency in emphysema Small group discussion	PE 34.18 Dengue, Chikungunya (L)	OR 3.1 Bone and Joint infections (f)Skeletal Tuberculosis (L)	ECA
Time	Day 1 17/10/2022 Mon	Day 2 18/10/2022 Tue	Day 3 19/10/2022 Wed	Day 4 20/10/2022 Thur	Day 5 21/10/2022 Fri	Day 6 22/10/2022 Sat

Exam

Lunch

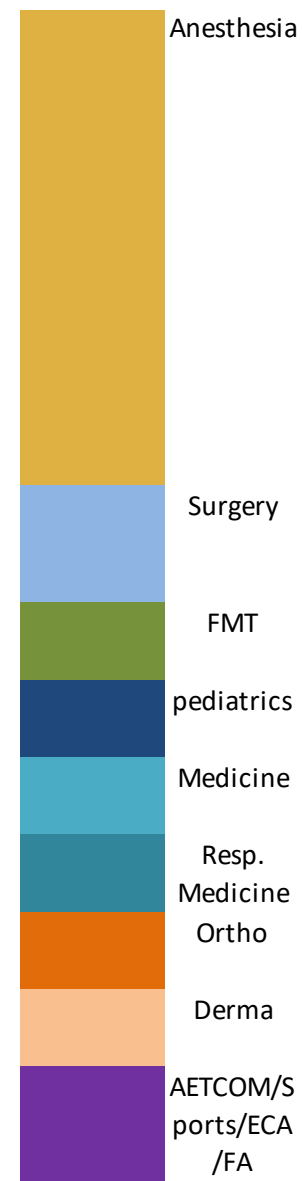
The legend consists of two vertical colored bars. The top bar is blue and is labeled 'Exam'. The bottom bar is yellow and is labeled 'Lunch'.

08.30 - 09.30 am	OBS & GYN(OG16.3) (Describe and discuss causes, clinical features, diagnosis, investigation s; monitoring of fetal well-being, including ultrasound and fetal Doppler; principles of management ; prevention and counselling in intrauterine growth retardation)(SGT)	Surgery(Abd omenSU28. 16)L,SGD	PE 34.19 Malaria, Other Parasitic Infections (L)	Eye (OP 9.4) (Enumerate, describe and discuss the causes of avoidable blindness and the National Programs for Control of Blindness (including vision 2020) - I (SGT)	OBS & GYN(OG16.3) (Describe and discuss causes, clinical features, diagnosis, investigation s; monitoring of fetal well-being, including ultrasound and fetal Doppler; principles of management; prevention and counselling in intrauterine growth retardation)(SGT)	Eye (OP 9.4) (Enumerate, describe and discuss the causes of avoidable blindness and the National Programs for Control of Blindness (including vision 2020) - II (SGT)		PSM
------------------	-----------------------------------------------------------------------------------------------------------------------------------------------------------------------------------------------------------------------------------------------------------------------	--------------------------------	--------------------------------------------------	----------------------------------------------------------------------------------------------------------------------------------------------------------------------	----------------------------------------------------------------------------------------------------------------------------------------------------------------------------------------------------------------------------------------------------------------------	-----------------------------------------------------------------------------------------------------------------------------------------------------------------------	--	-----

09.30 am 10.30 am	Eye (Demonstrate and describe bell's phenomena regurgitation test of lacrimal sac, massage technique in Cong. NLDO) (SDL)	ENT EN 3.4, 4.49 Foreign Bodies in ENT	IM18.2 Classify cerebrovascular accidents and describe the aetiology, predisposing genetic and risk factors pathogenesis of hemorrhagic and non hemorrhagic stroke (SGD)	Revision	PSM(3.2)(Programmes for Environmental Health)(SGD)	DR 15.3-15.4, Pyoderma, SGD
10.30 am 01.30 pm	CP	CP	CP	CP	CP	CP
01.30pm 02.00pm	LUNCH					
02.00pm 03.00pm	PSM(3.3)(Programmes for Environmental Health)(DOAP)	FMT (FM 2.11-2.13) (Autopsy I / SGD)	Psychiatry (PS11.4) treatment of personality disorders (L)	IM18.10 Choose and interpret the appropriate diagnostic testing in young patients with a cerebrovascular accident (CVA) (SGD)	Surgery(AbdomenSU28.17) L,SGD	SPORTS

Eye
ENT
Obs & Gyn
CP(CLINICS POSTING)

03.00pm 04.00 pm	PSM(3.4)(Programmes for Environmental Health)(DOAP)	FMT (FM 14.4) (Age Report Revision / SGD)	CT2.6 Describe the role of the environment in the cause and exacerbation of obstructive airway disease, Small group discussion	PE 34.20 Leishmaniasis & Scrub Typhus (SDL)	OR 3.2 Aspiration of Joints under supervision (DOAP)	SPORTS
Time	Day 1 24/10/2022 Mon	Day 2 25/10/2022 Tue	Day 3 26/10/2022 Wed	Day 4 27/10/2022 Thur	Day 5 28/10/2022 Fri	Day 6 29/10/2022 Sat
08.30 - 09.30 am	HOLIDAY	VACATION				
09.30 am - 10.30 am						
10.30 am - 01.30 pm						
01.30pm - 02.00pm						
02.00pm - 03.00pm						
03.00pm - 04.00 pm						
Time						



08.30 - 09.30 am	OBS & GYN(16.2)(Describe and discuss uterine inversion – causes, prevention, diagnosis and management) (L)	Surgery(Abd omenSU28.18)L,SGD	REVISION	Eye (Assessment)	OBS&GYN(21.1)(Describe and discuss the temporary and permanent methods of contraception, indications, technique and	Eye (Assessment)
09.30 am 10.30 am	Eye (OP 9.4) (Enumerate, describe and discuss the causes of avoidable blindness	Revision	IM18.11 Describe the initial supportive management of a patient presenting	Revision	PSM(3.5)(Programmes for Environmental Health)(SGD)	DR 16.1 to 16.2, Collagen vascular disorders, Lecture
10.30 am 01.30 pm	CP	CP	CP	CP	CP	CP
01.30pm 02.00pm	LUNCH					

Subsidiary Subjects



Radio

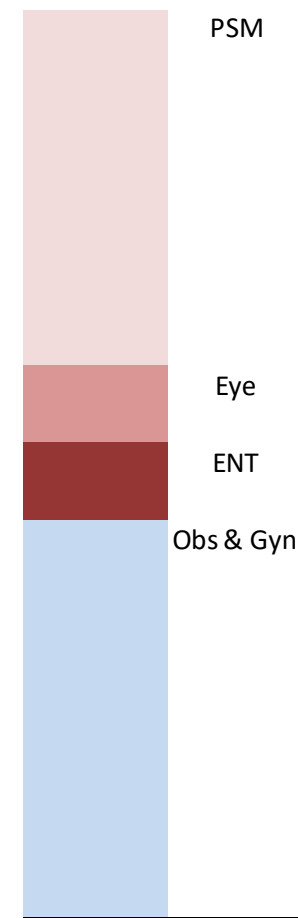
Psychiatry

02.00pm 03.00pm	PSM(3.6)(Programmes for Environmental Health)(SGD)	FMT (Practical exam - Age Report)(Test)	Psychiatry (PS12.1) psychosomatic disorders (L)	IM18.12 Enumerate the indications for and describe acute therapy of non hemorrhagic stroke including the use of thrombolytic agents (SGC)	Surgery(Urinary SystemSU29.1)L,SGD	FA
03.00pm 04.00 pm	PSM(3.7)(Programmes for Environmental Health)(SGD)	FMT (FM 14.1) (Injury report Revision / SGD	CT2.7 Describe and discuss allergic and non-allergic precipitants of obstructive airway disease , Small group discussion	REVISION	OR 3.3 Drainage of abscess, sequestrectomy/saucerisation and arthrotomy (Video demo)	FA
Time	Day 1 07/11/2022 Mon	Day 2 08/11/2022 Tue	Day 3 09/11/2022 Wed	Day 4 10/11/2022 Thur	Day 5 11/11/2022 Fri	Day 6 12/11/2022 Sat

Holiday
Vacation
Exam

08.30 - 09.30 am	OBS & GYNOBS&GY N(21.1)(Describe and discuss the temporary and permanent methods of contraception, indications, technique and complications; selection of patients, side effects and failure rate including Ocs, male contraception, emergency contraception and IUCD)(SGT)	HOLIDAY	REVISION	Eye (Assessment)	OBS & GYNOBS&GY N(21.1)(Describe and discuss the temporary and permanent methods of contraception, indications, technique and complications; selection of patients, side effects and failure rate including Ocs, male contraception, emergency contraception and IUCD)(SGT)	Eye (Assessment)		Lunch
------------------	-----------------------------------------------------------------------------------------------------------------------------------------------------------------------------------------------------------------------------------------------------------------------------	---------	----------	------------------	-----------------------------------------------------------------------------------------------------------------------------------------------------------------------------------------------------------------------------------------------------------------------------	------------------	--	-------

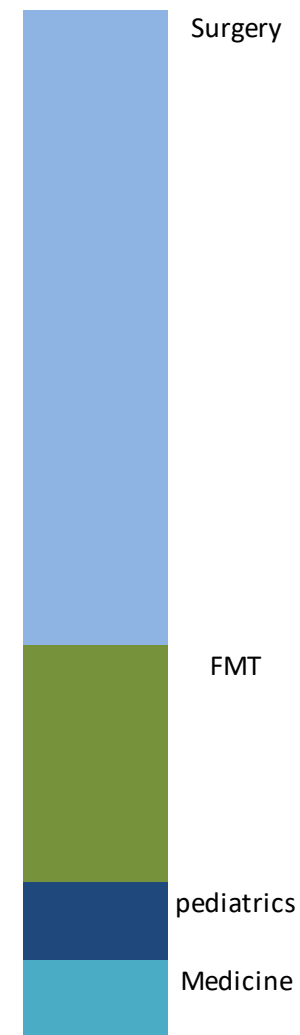
09.30 am 10.30 am	Eye (Assessment)		IM18.13 Enumerate the indications for and describe the role of anti platelet agents in non hemorrhagic stroke (SGD)	Revision	PSM(3.8)(Programmes for Environmental Health)(Seminar)	DR 17.1 to 17.2, Nutritional deficiencies of Skin, Lecture	
10.30 am 01.30 pm	CP		CP	CP	CP	CP	
01.30pm 02.00pm			LUNCH				
02.00pm 03.00pm	PSM(20.1)(Recent advances)(SGD)		Psychiatry (PS13.1 -13.4) etiology, clinical features and treatment of psychosexual and gender identity disorders (L)	IM18.14 Describe the initial management of a hemorrhagic stroke (L)	Surgery(Urinary SystemSU29.2-29.3)L,SGD	FA	



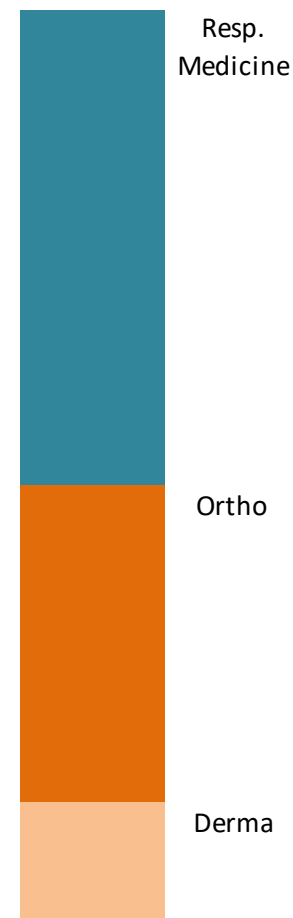
03.00pm 04.00 pm	PSM(20.2)(Recent advances)(SGD)		CT2.16 Discuss and describe therapies for OAD including bronchodilators, leukotriene inhibitors, mast cell stabilisers, theophylline, inhaled and systemic steroids, oxygen and immunotherapy, Small group discussion	REVISION	OR 4.1 Management of Tuberculosis affecting major joints (hip). (SGD)	FA
Time	Day 1 14/11/2022 Mon	Day 2 15/11/2022 Tue	Day 3 16/11/2022 Wed	Day 4 17/11/2022 Thur	Day 5 18/11/2022 Fri	Day 6 19/11/2022 Sat

	CP(CLINICS POSTING)
	Anesthesia

08.30 - 09.30 am	OBS & GYN (OG21.2+19.4)(Enumerate the indications for, describe the steps in and insert and remove an intrauterine device in a simulated environment)(SGT)	Surgery(Urinary SystemSU29.4-29.7)L,SGD	REVISION	Eye (Assessment)	OBS & GYN (OG21.2+19.4)(Enumerate the indications for, describe the steps in and insert and remove an intrauterine device in a simulated environment)(SGT)	Eye (Assessment)
09.30 am - 10.30 am	Eye (Assessment)	Revision	IM18.15 Enumerate the indications for surgery in a hemorrhagic stroke (L)	Revision	PSM(20.3)(Recent advances)(SGD)	DR 17.3 to 17.4, Nutritional deficiencies of Skin, SGD
10.30 am - 01.30 pm	CP	CP	CP	CP	CP	CP
01.30pm - 02.00pm	LUNCH					



02.00pm 03.00pm	PSM(20.4)(Recent advances)(SGD)	FMT (Practical exam - Injury Report) (Test)	Psychiatry (PS14.1) magnitude and etiology of psychiatric disorders occurring in childhood and adolescence (L)	IM18.16 Enumerate the indications describe and observe the multidisciplinary rehabilitation of patients with CVA (SGD)	Surgery(Urinary SystemSU29.8-29.10)L,SGD	FA
03.00pm 04.00 pm	PSM(20.4)(Recent advances)(SGD)	FMT (CLASS TEST)	CT2.17 Describe and discuss the indications for vaccinations in OAD , Small group discussion	REVISION	OR 4.1Management of Tuberculosis affecting major joints (Knee). (SGD)	FA
Time	Day 1 21/11/2022 Mon	Day 2 22/11/2022 Tue	Day 3 23/11/2022 Wed	Day 4 24/11/2022 Thur	Day 5 25/11/2022 Fri	Day 6 26/11/2022 Sat



08.30 - 09.30 am	OBS & GYNOBS & GYN (OG21.2+19.4)(Enumerate the indications for, describe the steps in and insert and remove an intrauterine device in a simulated environment)(SGT)	Surgery(Urinary SystemSU29.11)L,SGD	REVISION	Eye (Assessment)	OBS & GYN (Formative assessment)	Eye (Assessment)
09.30 am 10.30 am	Eye (Assessment)	Revision	IM17.1 Define and classify headache and describe the presenting features, precipitating factors, aggravating and relieving factors of various kinds of headache (L)	Revision	PSM(3.1,3.2, 3.3)(Outbreak Management) (PMM)	DR 18.1 to 18.2, Skin in systemic diseases, Lecture

AETCOM/S ports/ECA /FA


Subsidiary Subjects

10.30 am 01.30 pm	CP	CP	CP	CP	CP	CP
01.30pm 02.00pm	LUNCH					
02.00pm 03.00pm	PSM(Test)	FMT (CLASS TEST)	Psychiatry (PS15.1 - 15.4) mental retardation (L)	IM17.6 Choose and interpret diagnostic testing based on the clinical diagnosis including imaging (L)	Surgery	FA
03.00pm 04.00 pm	PSM(Test & Discussion)	FMT (CLASS TEST)	CT2.14 Enumerate the indications for and interpret the results of: pulse oximetry, ABG, Chest Radiograph, Small group discussion	REVISION	OR 5.1 Management of various inflammatory disorder of joints (L)	FA
Time	Day 1 28/11/2022 Mon	Day 2 29/11/2022 Tue	Day 3 30/11/2022 Wed			

	Radio
	Psychiatry

	Holiday
	Vacation

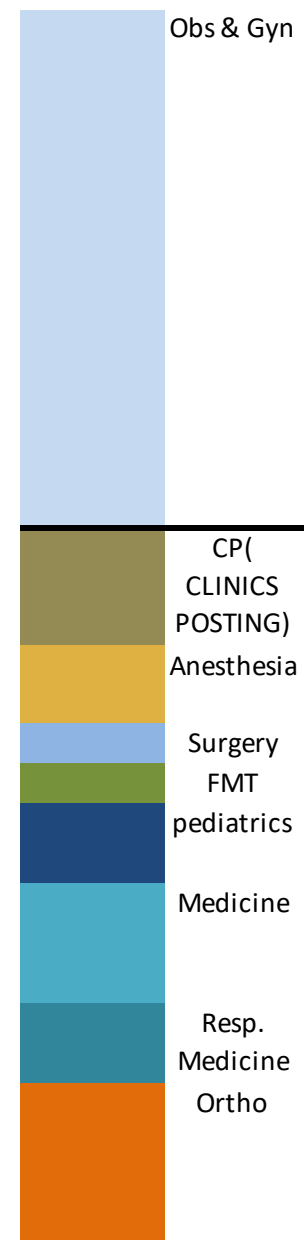
08.30 - 09.30 am	OBS & GYN(Formative assessment)	Surgery(Penis, Testis and scrotum Surgery 30.4-30.6)L, Bed side Clinic	REVISION			
09.30 am - 10.30 am	Eye (Assessment)	Revision	IM17.10 Enumerate the indications for emergency care admission and immediate supportive care in patients with headache (SGD)			
10.30 am - 01.30 pm	CP	CP	CP			
01.30pm - 02.00pm	LUNCH					
02.00pm - 03.00pm	PSM(Test)	FMT (FM 1.1-3/12; 6.1-6.3; 7.1) (REVISION)	Psychiatry (PS18.2) ECT (L)			



03.00pm 04.00 pm	PSM(Test & Discussion)	FMT (FM 1.1-3.12; 6.1-6.3; 7.1) (REVISION)	CT2.15 Generate a differential diagnosis and prioritise based on clinical features that suggest a specific aetiology, Small group discussion			
---------------------	------------------------	---------------------------------------------	-------------------------------------------------------------------------------------------------------------------------------------------------	--	--	--

KEY

L	Lecture
SGD	Small group discussion
SDL	Self directed learning
P	DOAP session
*	Vertical integration
SGT	Small group Teaching



PMM	Pandemic Management Module
-----	----------------------------------

- Derma
- AETCOM/S
ports/ECA
/FA
- Subsidiary
Subjects
- Radio
- Psychiatry